

# KUNYOONG IBC KBD-001 Tdot Bluetooth Keyboard User Manual

[Home](#) » [Kunyoong Ibc](#) » KUNYOONG IBC KBD-001 Tdot Bluetooth Keyboard User Manual 

## Contents

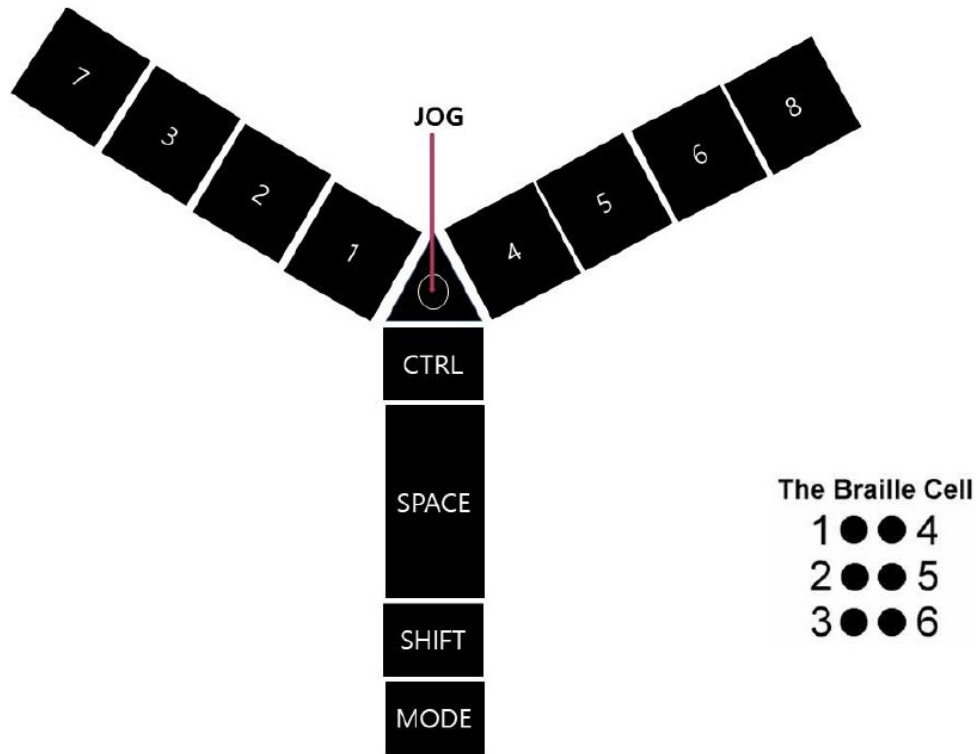
- [1 KUNYOONG IBC KBD-001 Tdot Bluetooth Keyboard](#)
- [2 User's Easy Manual for iOS](#)
- [3 Easy Operating](#)
- [4 Hot Key for cursor move & select](#)
- [5 Hot Key for input word](#)
- [6 Specifications](#)
- [7 FCC statement](#)
- [8 Documents / Resources](#)
- [9 Related Posts](#)

# KUNYOONG

**KUNYOONG IBC KBD-001 Tdot Bluetooth Keyboard**



## User's Easy Manual for iOS



When you open the keyboard, there are four keys, left and right, and then the Jog Key is in the middle. The left and right keys are the same as the Braille arrangement. The key at the far left and right end is No. ⑦ and No⑧.

There are four keys below. First is Cntl, second is space, third is shift, fourth is mode key.

- You must turn on the Voice over feature of your smartphone when you use it.

## Easy Operating

1. ON/OFF : Open / Close (Magnetic Switch)
2. Bluetooth Pairing
  1. Tdot Bluetooth reset : Mode +①+②+③+④+⑦
  2. "Tdot\_xxxx" pairing
3. Setting O/S
  - Android: Mode + 4
  - iOS: Mode + 5
  - Windows: Mode + 6
  - Mac: Mode + 8

## Hot Key for cursor move & select

Home or Previous menu : space+⑥+⑧

Cursor Right : space+④

Cursor Left : space+①

## jog stick used cursor left and Right-moveable

Select item: space+⑦+⑧

Go to the beginning of the page: : space+①+②+③+⑦

Go to the last of the page: space+①+⑤+⑥+⑧

## Hot Key for input word

Language Change : space +⑦

Keyboard Language Change: space +⑧

Backspace: Key ⑦

Enter: Key ⑧

Space : Space Key

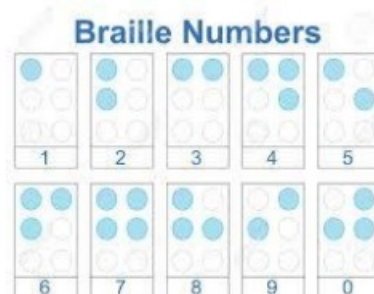
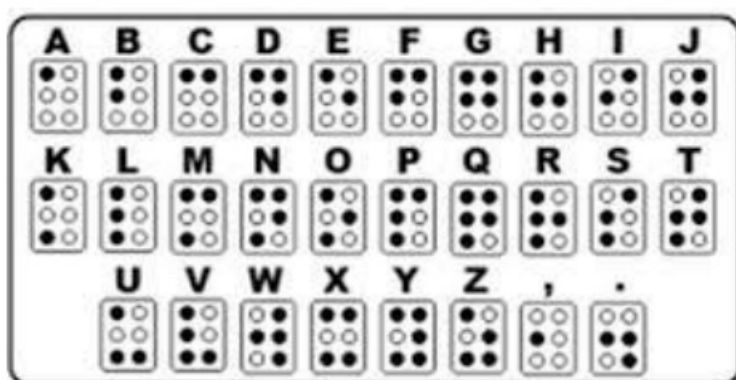
Cursor Right : space+④

Cursor Left : space+①

Cursor Up(Use only input text mode) : space+②

Cursor down(Use only input text mode): space+⑤

jog stick used cursor left ,Right,up,down,enter



- See the manual for more hot keys

## Specifications

Used wireless frequency	2402 MHz ~ 2480 MHz
Range of receiving	Max. 10 M
Operation power	Lithium Ion Battery (For charging : 3.7V)
Continuous using Time	5 hours
DC input	DC5V / 2 A
Size	120mm(W) X 30mm(D) X 30mm(H)
Weight	40 g

## FCC statement

This device complies with Part 15 of the FCC Rules. Operation is subject to the following two conditions:

1. this device may not cause harmful interference, and
2. this device must accept any interference received, including interference that may cause undesired operation.

This equipment has been tested and found to comply with the limits for a Class B digital device, pursuant to part 15 of the FCC Rules. These limits are designed to provide reasonable protection against harmful interference in a residential installation. This equipment generates, uses and can radiate radio frequency energy and, if not installed and used in accordance with the instructions, may cause harmful interference to radio communications. However, there is no guarantee that interference will not occur in a particular installation. If this equipment does cause harmful interference to radio or television reception, which can be determined by turning the equipment off and on, the user is encouraged to try to correct the interference by one or more of the following measures:

- Reorient or relocate the receiving antenna.
- Increase the separation between the equipment and receiver.
- Connect the equipment into an outlet on a circuit different from that to which the receiver is connected.
- Consult the dealer or an experienced radio/TV technician for help


Any changes or modifications to this device not expressly approved by the party responsible for compliance could void your authority to operate the equipment.

This equipment complies with FCC radiation exposure limits set forth for an uncontrolled environment.

This equipment should be installed and operated with minimum 5 mm between the radiator and your body.

This transmitter must not be collocated or operating in conjunction with any other antenna or transmitter unless authorized to do so by the FCC.

**Documents / Resources**

	<p><a href="#">KUNYOONG IBC KBD-001 Tdot Bluetooth Keyboard [pdf] User Manual</a> KBD-001, KBD001, 2ASP2KBD-001, 2ASP2KBD001, KBD-001 Tdot Bluetooth Keyboard, KBD-001, Tdot Bluetooth Keyboard</p>
---	---