



KUFATEC Complete Set Rear View Camera Instruction Manual

[Home](#) » [KUFATEC](#) » KUFATEC Complete Set Rear View Camera Instruction Manual 

KUFATEC Complete Set Rear View Camera Instruction Manual



Contents

- [1 Assembly Instructions](#)
- [2 Documents / Resources](#)
- [3 Related Posts](#)

Assembly Instructions

The following illustration shows the cable routing as well as the position of the individual components.

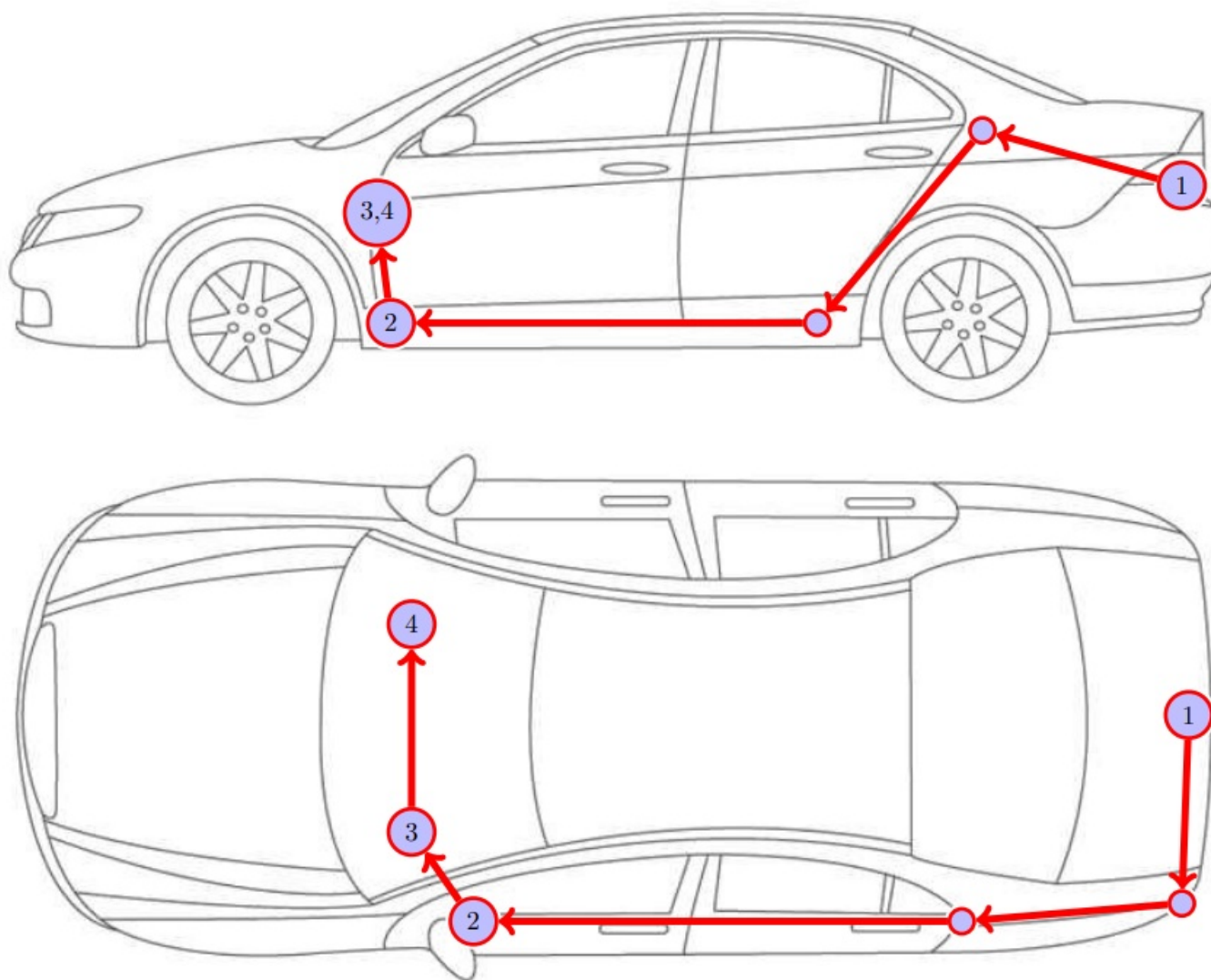


Figure 3: Vehicle overview



- 1 Rear view camera
- 2 Ground pin
- 3 Fuse box
- 4 CAN gateway

Please be aware that this overview is only for illustration purposes.

Always lay the cable set in the most convenient and shortest way possible. For a detailed description of the cable routing, please refer to the relevant sections of the following manual.

Kufatec GmbH & Co. KG – Dahlienstr. 15 – 23795 Bad Segeberg – e-mail: info@kufatec.de

Documents / Resources

	<p>KUFATEC Complete Set Rear View Camera [pdf] Instruction Manual</p> <p>Complete Set Rear View Camera, Rear View Camera, Complete Set Rear, View Camera, Set Rear</p>
	<p>KUFATEC Complete Set Rear View Camera [pdf] Instruction Manual</p> <p>Complete Set Rear View Camera, Set Rear View Camera, Rear View Camera, View Camera, Camera</p>