



KRUX ATAX 65% Pro RGB Wireless Keyboard User Manual

[Home](#) » [KRUX](#) » KRUX ATAX 65% Pro RGB Wireless Keyboard User Manual 

Contents

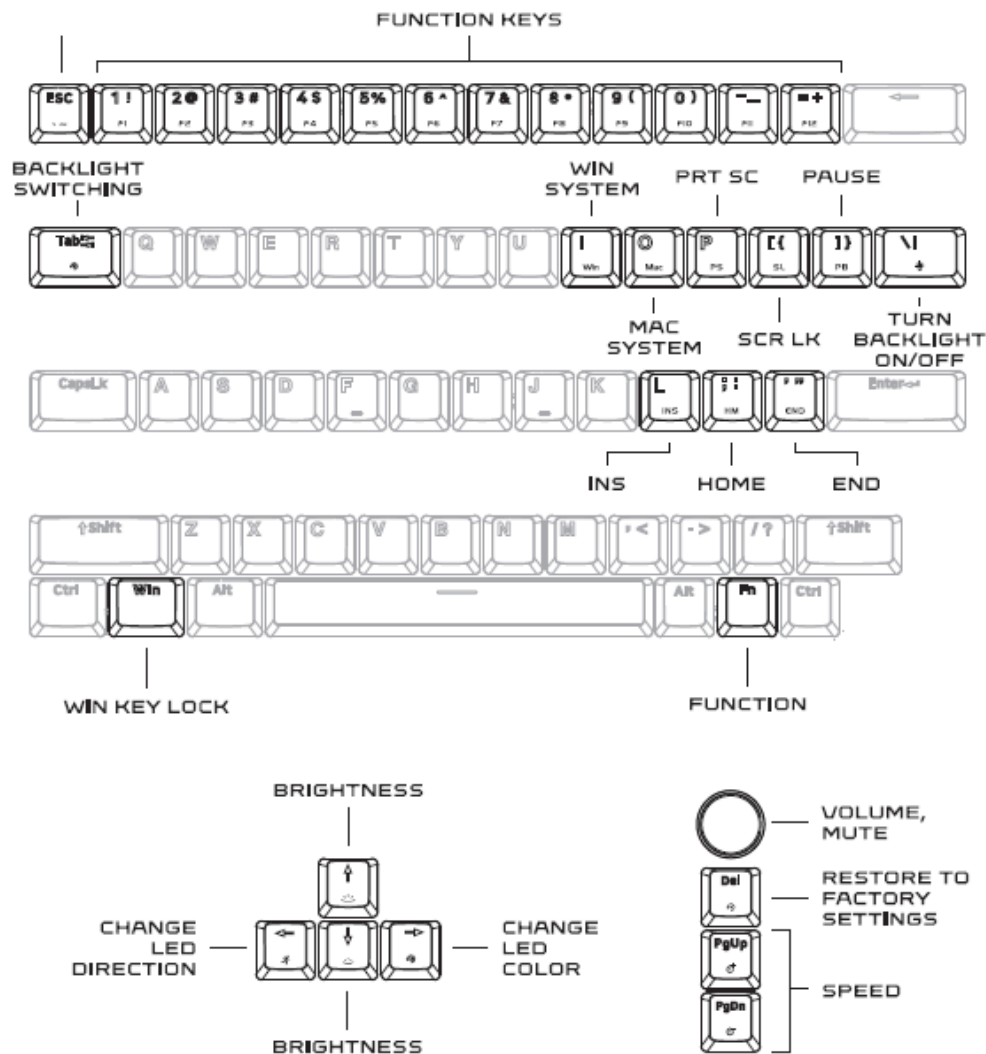
- [1 KRUX ATAX 65% Pro RGB Wireless Keyboard](#)
- [2 OVERVIEW](#)
- [3 KEY FUNCTION](#)
- [4 BACKLIGHT SET](#)
- [5 KNOBFUNCTION](#)
- [6 SOFTWARE](#)
- [7 2-year manufacturer warranty](#)
- [8 Documents / Resources](#)
- [9 Related Posts](#)



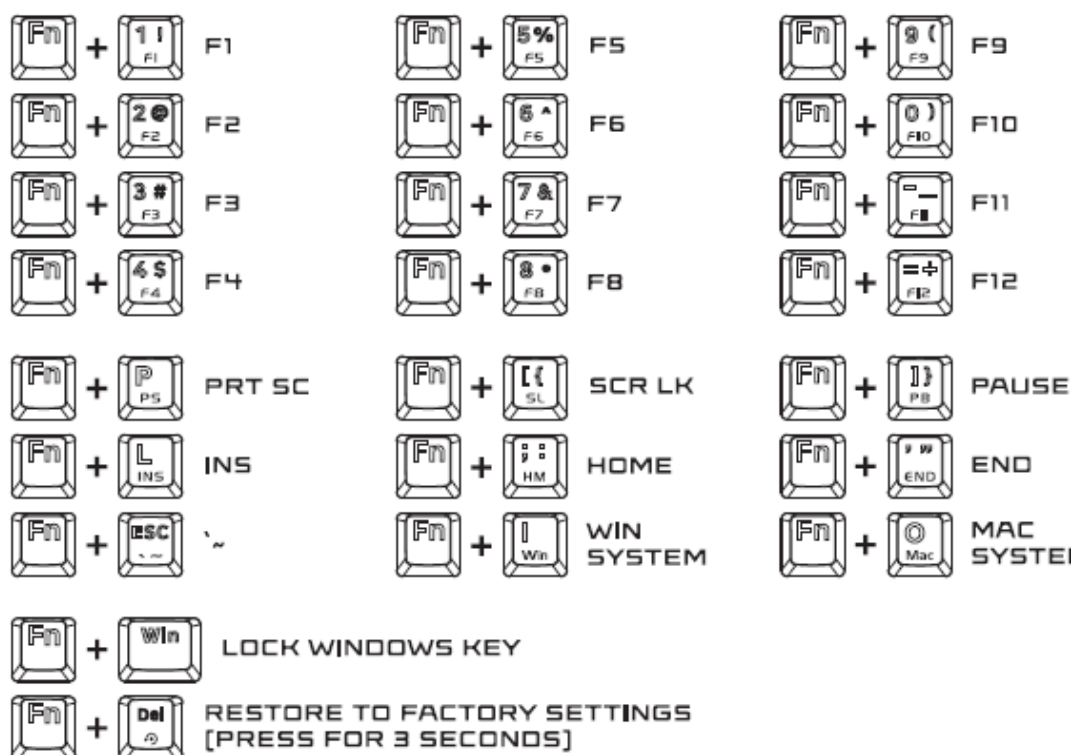
KRUX ATAX 65% Pro RGB Wireless Keyboard


















OVERVIEW



KEY FUNCTION




BACKLIGHT SET

	+		BACKLIGHT SWITCHING		+		BACKLIGHT SPEED +
	+		TURN BACKLIGHT ON/OFF		+		BACKLIGHT SPEED -
	+		BACKLIGHT LUMINANCE BRIGHTNESS +		+		CHANGE LED DIRECTION
	+		BACKLIGHT LUMINANCE BRIGHTNESS -		+		CHANGE LED COLOR

KNOBFUNCTION

- TURN THE KNOB CLOCKWISE TO INCREASE THE VOLUME
- TURN THE KNOB COUNTERCLOCKWISE TO LOWER THE VOLUME
- PRESS THE KNOB TO MUTE

SOFTWARE



- To download the newest version of dedicated
- software please visit www.kruxtech.com.

2-year manufacturer warranty

Use and warranty limitations

- The product should be used according to its intended purpose. Incorrect use can damage the product and endanger the life of the user;
- Excessive humidity dust and other contaminations can result in product damage that is not Covered by the warranty The warranty does not cover mechanical damage to the product;
- Avoid exposure to rapid changes in ambient temperature. Should they occur, wait approx. 30 minutes before using the product until the temperature is leveled;
- You can find the Warranty Terms and Conditions in “Support” at <https://krux.tech/>

Documents / Resources



[KRUX ATAX 65% Pro RGB Wireless Keyboard](#) [pdf] User Manual
ATAX 65 Pro RGB, Wireless Keyboard, ATAX 65 Pro RGB Wireless Keyboard, Keyboard

