



KRUPS EA8250 Espresso Machine with Grinder Instruction Manual

[Home](#) » [KRUPS](#) » KRUPS EA8250 Espresso Machine with Grinder Instruction Manual 

KRUPS EA8250 Espresso Machine with Grinder



Contents

[1 SAFETY INSTRUCTIONS](#)

[2 NON EUROPEAN MARKETS ONLY](#)

[3 FOR EUROPEAN MARKETS ONLY](#)

[4 RESTRICTIONS ON USE](#)

[5 TERMS AND CONDITIONS OF USE](#)

[6 Documents / Resources](#)

[6.1 References](#)

[7 Related Posts](#)

SAFETY INSTRUCTIONS

Read the instruction manual carefully before you use your appliance for the first time and keep it safe KRUPS will not accept any liability for improper use.

NON EUROPEAN MARKETS ONLY

- Cleaning and user maintenance shall not be made by children without supervision
- This appliance is not intended for use by persons (including children without supervision) with reduced physical, sensory or mental capabilities, or lack of experience and knowledge, unless they have been given supervision or instruction concerning use of the appliance by a person responsible for their safety
- Children should be supervised to ensure that they do not play with the appliance.
- Do not use the appliance if the power cord or plug is damaged The power cord must be replaced by the manufacturer, its after-sales service or similarly qualified persons in order to avoid a hazard
- Your appliance is intended for household use only, at an altitude below 2000 m
- Do not immerse the appliance, power cord or plug in water or any other liquid
- Your machine is intended for household use only It has not been designed for use in the following cases, which are not covered by the guarantee:
 - staff kitchen areas in shops, offices and other working environments;
 - farm houses;
 - by clients in hotels, motels and other residential type environments;
 - bed and breakfast type environments
- Always follow the cleaning instructions when cleaning your appliance:
 - Unplug the appliance
 - Do not clean the appliance when it is hot
 - Clean with a damp cloth or sponge
 - Never immerse the appliance in water or under running water
- **WARNING:** Incorrect use of the appliance may cause injuries.
- **WARNING:** After use, do not touch the hot surfaces subject to residual heat (eg coffee outflow, steam nozzle) When using the nozzle, make sure it is in the right position to avoid the risk of burns Do not put foreign objects into the coffee grinder.

FOR EUROPEAN MARKETS ONLY

- This appliance shall not be used by children Keep the appliance and its cord out of reach of children.

- Switch off the appliance and disconnect from supply before changing accessories or approaching parts that move in use.
- This appliance may be used by persons with reduced physical, sensory or mental capabilities, or whose experience or knowledge is not sufficient, provided they are supervised or have received instruction to use the appliance safely and understand the dangers.
- Children shall not play with the appliance..
- Always unplug the appliance from the power source if you are leaving it unattended for a long period of time and before assembling, disassembling or cleaning.
- Never open the appliance Caution! Danger of death due to electrical current.
- The appliance shall not be placed in a cabinet when in use.

RESTRICTIONS ON USE



- For your safety, this appliance complies with the applicable standards and regulations (directives regarding low voltage appliances, electromagnetic compatibility, food contact materials, the environment etc).
- Your appliance has not been designed for commercial and/or professional use.
- For safety and certification reasons, it is forbidden to carry out any modification or alteration to the appliance individually Only tested appliances are certified and the manufacturer will not accept any liability in the event of damage.

TERMS AND CONDITIONS OF USE


- The appliance is not intended for the preparation of beverages for infants.
- Carry out the full cleaning cycle properly to prevent the risk of poisoning If any of the products supplied with the machine are ingested, immediately contact your doctor and/or the poison control centre.
- For safety reasons, when producing steam to make a cappuccino, hot milk or hot water, be careful not to place your hand underneath the steam nozzle, the cappuccino accessory or the coffee outflow when preparing a beverage.
- The steam nozzle may be hot, be careful not to handle it during or immediately after preparation
- Check that the mains voltage matches the voltage indicated on the appliance's identification plate Only plug the appliance into an earthed socket Make sure that the socket is easily accessible so that you can easily unplug the appliance in the event of malfunction.
- For the safety of your appliance, unplug from the socket during electrical storms Do not pull on the power cord to unplug the appliance Do not let the power cord hang over the edge of a table or worktop, and do not let it touch the hot parts of the appliance or leave it near a heat source or on a sharp edge.
- The use of multiple plug adapters or extension cables is not recommended Unplug the appliance as soon as you stop using it for a long period of time and when cleaning.
- Failure to follow these instructions or any contact of the conductive parts of the appliance with moisture or water may result in fatal injury due to the presence of electrical currents.
- This appliance should only be used indoors, in dry, temperate rooms Avoid placing the appliance in direct sunlight If there is a change in ambient air temperature from cold to warm, wait a few hours before turning on your appliance so that it is not damaged by condensation.
- Be careful not to place the appliance on a hot surface, such as a hot plate or near an open flame, to avoid the risk of fire or other damage.
- To prevent waste water from staining your worktop or burning you, do not forget to install the drip tray and make

sure that you properly protect your worktop during descaling cycles, especially if it is made of marble, stone or wood.

Environment protection first!

-  Your appliance contains valuable materials which can be recovered or recycled
-  Leave it at a local civic waste collection point

Documents / Resources



[Krups EA8250 Espresso Machine with Grinder \[pdf\] Instruction Manual](#)

1820013123, EA8250 Espresso Machine with Grinder, EA8250, Espresso Machine with Grinde r, Machine with Grinder, Grinder, Machine

References

- [User Manual](#)

[Manuals+.](#) [Privacy Policy](#)

This website is an independent publication and is neither affiliated with nor endorsed by any of the trademark owners. The "Bluetooth®" word mark and logos are registered trademarks owned by Bluetooth SIG, Inc. The "Wi-Fi®" word mark and logos are registered trademarks owned by the Wi-Fi Alliance. Any use of these marks on this website does not imply any affiliation with or endorsement.