




Kruger Matz KM0754 Gaming Keyboard Owner's Manual

[Home](#) » [Kruger Matz](#) » Kruger Matz KM0754 Gaming Keyboard Owner's Manual 

Contents

- [1 Kruger Matz KM0754 Gaming Keyboard](#)
- [2 SAFETY INSTRUCTIONS](#)
- [3 PRODUCT DESCRIPTION](#)
- [4 OPERATION](#)
- [5 SPECIFICATION](#)
- [6 Documents / Resources](#)
 - [6.1 References](#)
- [7 Related Posts](#)

Krüger&Matz

Kruger Matz KM0754 Gaming Keyboard

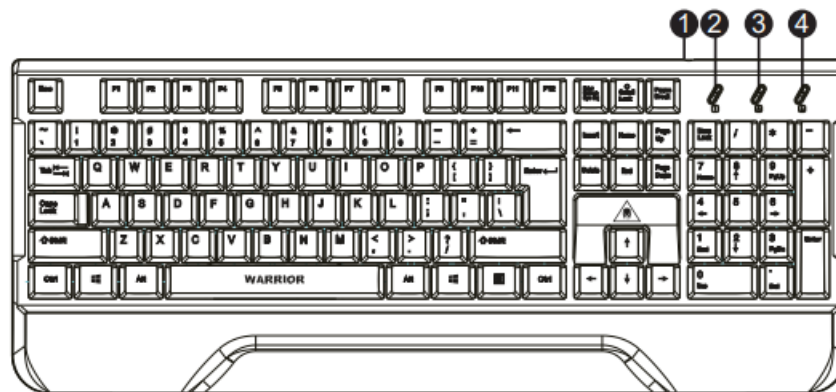


SAFETY INSTRUCTIONS

Read this instruction manual and keep it for future reference. The producer does not take responsibility for damages caused by inappropriate handling and use of the product.

- Protect this device from extreme temperatures, sources of heat and direct sunlight. Do not expose the device to water or humidity nor install near strong magnetic field. Do not handle this device with wet hands.
- It is suggested not to consume meals or drinks during using the device. Food leftovers getting under the keys may cause problems with operation or damage the device.
- Disconnect from the power outlet if the device is not going to be used for a long time.
- Do not use this device if it has been damaged.
- Place the device on flat, stable surface.
- Prevent the device from falling on the ground or being strongly impacted.
- The producer does not claim liability for any damage caused by inappropriate use and handling or any mechanical damage.
- The producer does not guarantee compatibility with every external device.
- This product is not a toy; keep it beyond children's reach.
- Use only authorized accessories.
- Do not disassemble nor repair this device yourself. The device has no user-serviceable parts inside. In case of damage, contact an authorized service point for a check-up or repair.
- Always disconnect the product from the power source before cleaning. Clean the device with a soft, slightly damp cloth. Do not use any chemical agents to clean this device.

PRODUCT DESCRIPTION



1. USB cable
2. NUM LOCK indicator
3. CAPS LOCK indicator
4. SCROLL LOCK indicator

OPERATION

- Connect the keyboard to the compatible PC USB port. The device is ready to use right after plugging it to PC.
- The device is compatible with operating systems: Windows 7, Windows 8, Windows 10, Mac.

Backlight:

- **SCROLL LOCK** button – Turn backlight on and off

CLEANING

Use only soft, slightly damp cloth to clean this product. Do not use any chemical agents. User can also use compressed air to blow out any residues from between the keys.

SPECIFICATION

General

- **Key switch type:** membrane
- **Total travel distance:** 3,6 mm \pm 0,2
- **Keystroke life span:** \geq 10 million times
- **Material:** ABS
- **Keys:** 104
- Anti-slip rubber pads
- **LED indicator lights:** 3
- **Power supply:** via USB (5 V; 300 mA)

Backlight

- **Colors:** rainbow
- **Brightness:** 1 level

Communication

- **Connection type:** wired
- **Interface:** USB 2.0
- **Supported OS:** Windows 7 / Windows 8 / Windows 10 / Mac

Physical parameters

- **Cable length:** 1,5 m
- **Weight with cable:** 560 g
- **Dimensions:** 441 x 162 x 32 mm

LEARN MORE

For more information on this device visit: www.krugermatz.com. Read the owner's manual carefully before using. Visit www.krugermatz.com website for more products and accessories. In case of any doubts or questions reach out to our Frequently Asked Questions section.

Correct Disposal of This Product (Waste Electrical & Electronic Equipment)


(Applicable in the European Union and other European countries with separate collection systems) This marking shown on the product or its literature indicates that it should not be disposed with other household wastes at the end of its working life. To prevent possible harm to the environment or human health from uncontrolled waste

disposal, please separate this from other types of wastes and recycle it responsibly to promote the sustainable reuse of material resources. Household users should contact either the retailer where they purchased this product, or their local government office, for details of where and how they can take this item for environmentally safe recycling. Business users should contact their suppliers and check the terms and conditions of the purchase contract. This product should not be mixed with other commercial wastes for disposal.
Made in China for LECHPOL ELECTRONICS Sp. z o.o. Sp.k., ul. Garwolińska 1, 08-400 Miętne.

www.krugermatz.com

Krüger&Matz isa registered trademark

Documents / Resources

	<p>Kruger Matz KM0754 Gaming Keyboard [pdf] Owner's Manual KM0754 Gaming Keyboard, KM0754, Gaming Keyboard, Keyboard</p>
---	--

References

-  [Kruger&Matz - zestawy głośnikowe, telewizory, słuchawki, smartfony, tablety](#)