



Krüger and Matz KM0364 Android TV Stick User Guide

[Home](#) » [Krüger and Matz](#) » Krüger and Matz KM0364 Android TV Stick User Guide 

Krüger&Matz

Android TV stick
KM0364

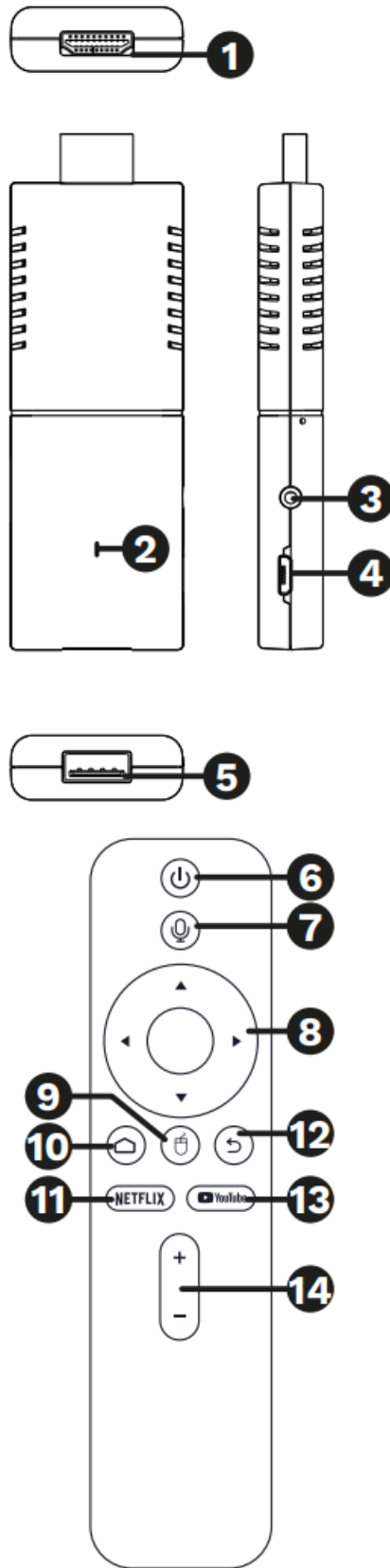


Quick Start Guide

Contents

- [1 KM0364 Android TV Stick](#)
- [2 Connecting](#)
- [3 Remote pairing](#)
- [4 Documents / Resources](#)
 - [4.1 References](#)

KM0364 Android TV Stick



1. HDMI socket
2. LED indicator
3. IR socket
4. USB-C power socket
5. USB socket
6. Power button
7. Voice assistant button

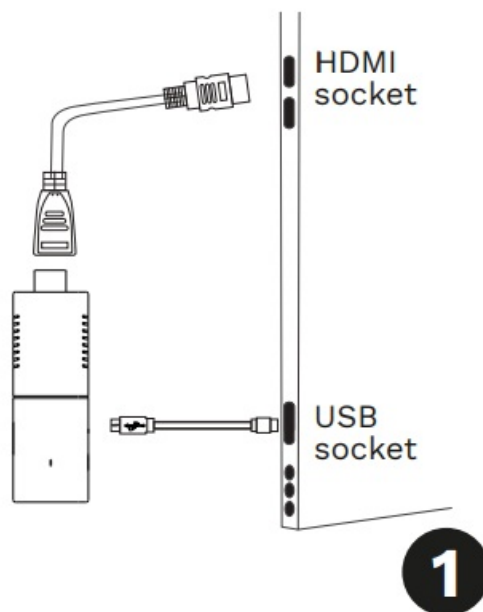
8. Navigational buttons
9. Mouse toggle button
10. Main menu button
11. Netflix shortcut button
12. Back button
13. YouTube shortcut button
14. Volume adjustment buttons

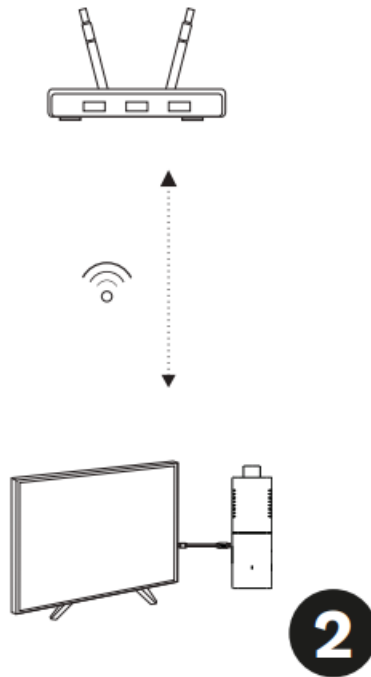
Connecting

1. Plug the device to free HDMI input of your TV (directly or by using provided extension).
2. Connect provided USB cable to the USB-C power socket on the device. Plug the USB plug to a USB socket of the TV or a power adapter.

Caution: do not plug the device to power adapter that exceeds voltage of 5 V, and make sure that it has minimum 2 A of current.

3. Connect the IR receiver to the IR jack and place it in a location visible to the remote control.
4. Turn on the TV and select HDMI input with connected device.
5. After switching the device on, proceed with the first configuration wizard and connect with a Wi-Fi network. Otherwise the device will work in offline mode.





Remote pairing

1. Press and hold the OK and Vol buttons until the LED indicator on the remote starts flashing.
2. Open the settings menu and go to the Remotes section. Search for new devices and select found remote.



Correct Disposal of This Product (Waste Electrical & Electronic Equipment)

(Applicable in the European Union and other European countries with separate collection systems) This marking shown on the product or its literature, indicates that it should not be disposed with other household wastes at the end of its working life. To prevent possible harm to the environment or human health from uncontrolled waste disposal, please separate this from other types of wastes and recycle it responsibly to promote the sustainable reuse of material resources.

Household users should contact either the retailer where they purchased this product, or their local government office, for details of where and how they can take this item for environmentally safe recycling. Business users should contact their supplier and check the terms and conditions of the purchase contract. This product should not be mixed with other commercial wastes for disposal.

Made in China for Lechpol Electronics Leszek Sp.k., ul. Garwolińska 1, 08-400 Miętno.

Documents / Resources



[Kruger and Matz KM0364 Android TV Stick](#) [pdf] User Guide

KM0364, KM0364 Android TV Stick, KM0364, Android TV Stick, TV Stick, Stick

References

- [User Manual](#)

