



KROM Kandy 3 in 1 Gaming Combo Keyboard User Manual

[Home](#) » [KROM](#) » KROM Kandy 3 in 1 Gaming Combo Keyboard User Manual 

Contents

- [1 KROM Kandy 3 in 1 Gaming Combo Keyboard](#)
- [2 HOW TO CONNECT THE PERIPHERALS](#)
- [3 MOUSE FUNCTIONS](#)
- [4 KEYBOARD FUNCTIONS](#)
- [5 EU DIRECTIVES](#)
- [6 WARRANTY](#)
- [7 Documents / Resources](#)
- [8 Related Posts](#)



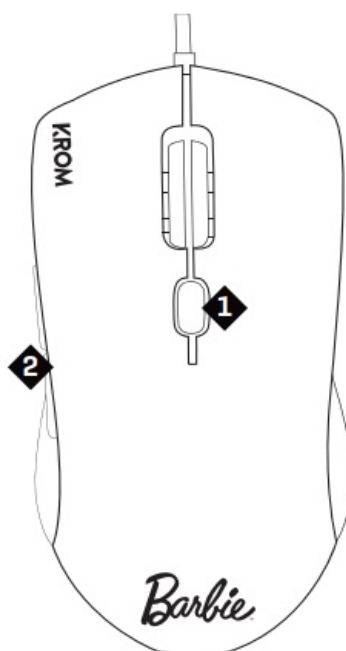
KROM Kandy 3 in 1 Gaming Combo Keyboard



HOW TO CONNECT THE PERIPHERALS

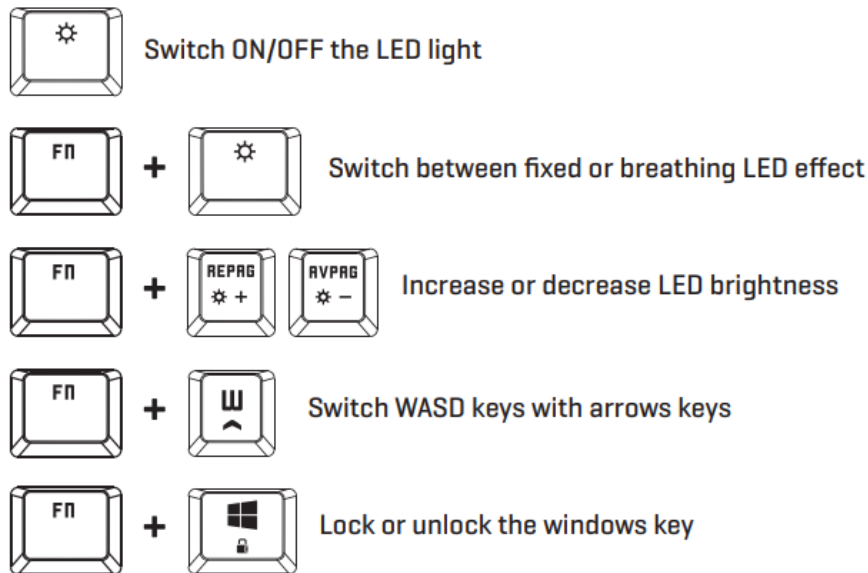
1. Connect the USB into a free USB port in your device.
2. Wait until your system recognize and install the keyboard and mouse.

MOUSE FUNCTIONS



1. Press the DPI button to select the DPI step.
2. The mouse left side buttons have the function of moving forward or backward when browsing a web page.

KEYBOARD FUNCTIONS



EU DIRECTIVES

STATEMENT OF COMPLIANCE WITH EUROPEAN UNION DIRECTIVES

Krom declares that this product is in compliance with the essential requirements and other relevant provisions from the following Directives: 2014/30/EC; 2011/65/EC, as applicable. The technical documentation required by the Conformity Evaluation process is in Krom's possession and can be requested through the email info@kromgaming.com.

DISPOSAL OF BATTERIES AND ELECTRICAL OR ELECTRONIC EQUIPMENT WASTE

The existence of this symbol on the product, batteries or respective packaging, signifies that this product and the contained batteries can not be disposed as domestic waste. It is the user's responsibility to deliver this product at a batteries, electrical or electronic recycling pick-up point. The pick-up and separate recycling contributes for the preservation of natural resources and suppresses potential negative consequences for the human health and the environment resultant of inadequate disposal of dangerous substances contained in batteries and electrical or electronic equipment. For additional information regarding batteries, electrical or electronic recycling pick-up points, please contact your local municipal services.

WARRANTY

- Who does the warranty protect:
- This warranty is valid for the original purchaser only,
- What does the warranty protect:
- For warranty claims, please contact Krom's overseas distribution partners in your country. Find the distribution partner list at www.kromgaming.com
 - **Warranty:** 2 years from the purchasing date. [Depending on the laws of each country]
 - **URL:** www.kromgaming.com
 - **E-mail:** support@kromgaming.com
- What doesn't the warranty cover:
 1. Any product on which the serial number has been defaced, modified or removed.
 2. Accident, misuse, neglect, fire, water, lightning, or other acts of nature, unauthorized product modification, or failure to follow Instructions supplied with the product.
 3. Repair or attempted repair by anyone not authorized by Krom.
 4. Damage to or loss of any programs, data or removable storage media.
 5. Software or data loss occurring during repair or replacement.


6. Any damage of the product due to shipment.
7. Removal or Installation of the product.
8. External causes, such as electric power fluctuations or failure.
9. Use of supplies or parts not meeting Krom's specifications.
10. Normal wear and tear.
11. Any other cause which does not relate to a product defect.

If you have any questions regarding technical problems, please contact us via our website:

www.kromgaming.com

BARBIE™ and associated trademarks and trade dress are owned by, and used under license from Mattel. ©2021 Mattel.

Documents / Resources

 The image shows the packaging for the KROM Barbie Kandy 3 in 1 Gaming Combo Keyboard. It features the KROM logo, the Barbie logo, and a picture of the keyboard. Text on the box includes 'STRONG', 'KANDY 3 in 1 Gaming Combo', and 'USER MANUAL'.	<p>KROM Kandy 3 in 1 Gaming Combo Keyboard [pdf] User Manual</p> <p>Kandy 3 in 1 Gaming Combo Keyboard, Kandy, 3 in 1 Gaming Combo Keyboard, Gaming Combo Keyboard, Combo Keyboard, Keyboard</p>
---	--