



## KREAFUNK aHEAD II Wireless Headphone with Active Noise Cancellation User Manual

[Home](#) » [KREAFUNK](#) » KREAFUNK aHEAD II Wireless Headphone with Active Noise Cancellation User Manual



# KREAFUNK

**aHEAD II**  
**Wireless Headphone with Active Noise Cancellation**



**Operation manual**

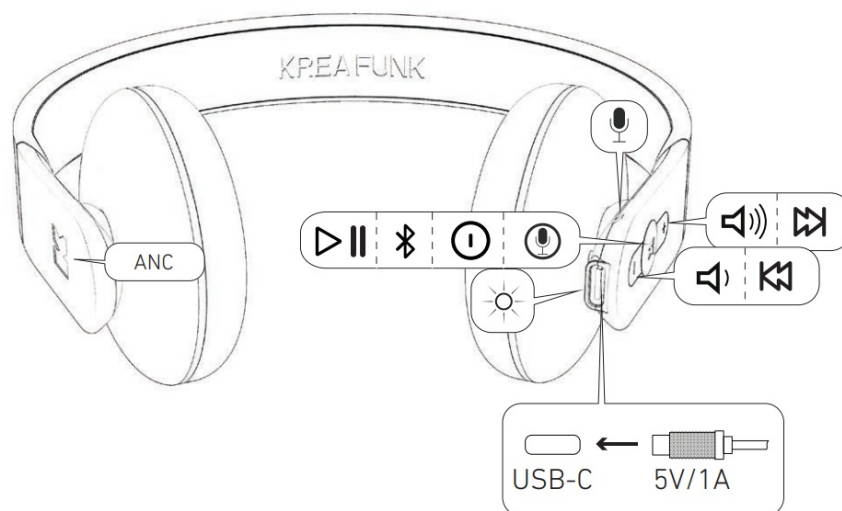
This product is in compliance with the essential requirements and other relevant provisions of Directive 2014/53/EU. The declaration of conformity may be consulted at:

<https://kreafunk.com/pages/declaration-of-conformity>

## Contents

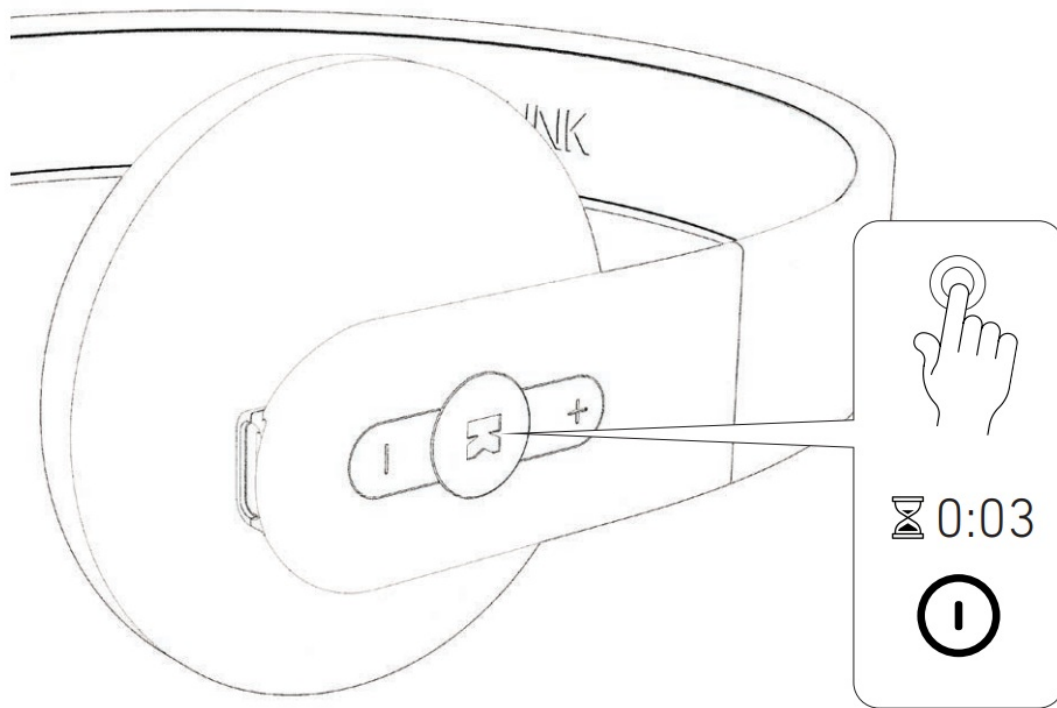
- 1 OVERVIEW
- 2 LISTEN VIA BLUETOOTH
- 3 MANUAL BLUETOOTH PAIRING
- 4 LISTEN VIA BLUETOOTH
- 5 CHARGING
- 6 ACTIVE-NOISE CANCELLATION (ANC)
- 7 VOICE ASSISTANT
- 8 TECHNICAL SPECIFICATIONS
- 9 FCC STATEMENT
- 10 SAFETY AND MAINTENANCE INSTRUCTIONS
- 11 Documents / Resources
  - 11.1 References
- 12 Related Posts

## OVERVIEW



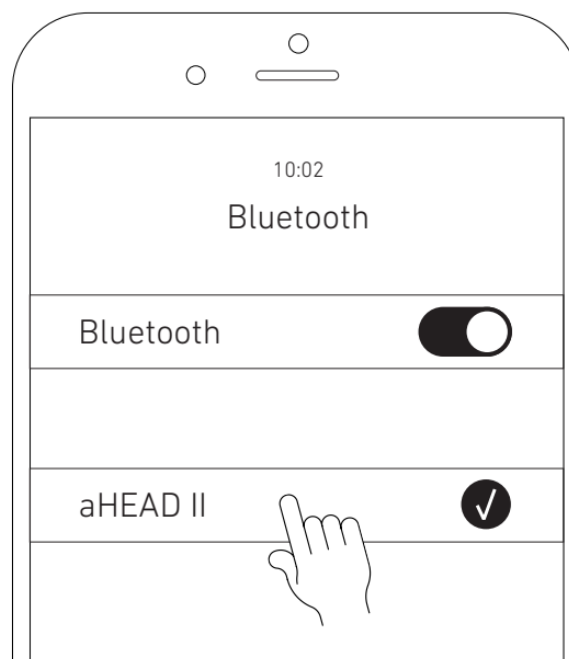
## ON/OFF

## STEP 1



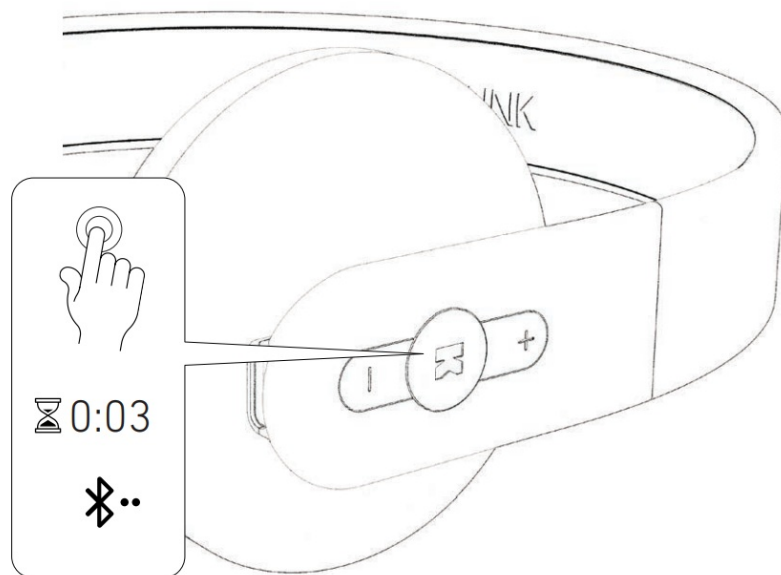
## LISTEN VIA BLUETOOTH

### STEP 2



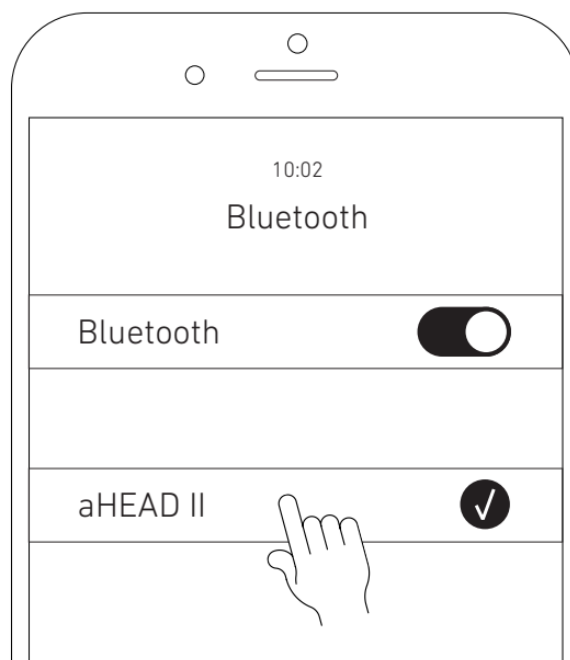
## MANUAL BLUETOOTH PAIRING

## STEP 1

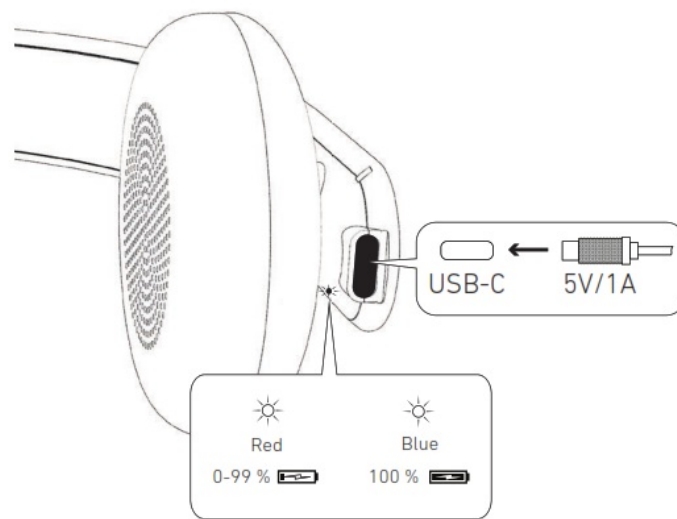


## LISTEN VIA BLUETOOTH

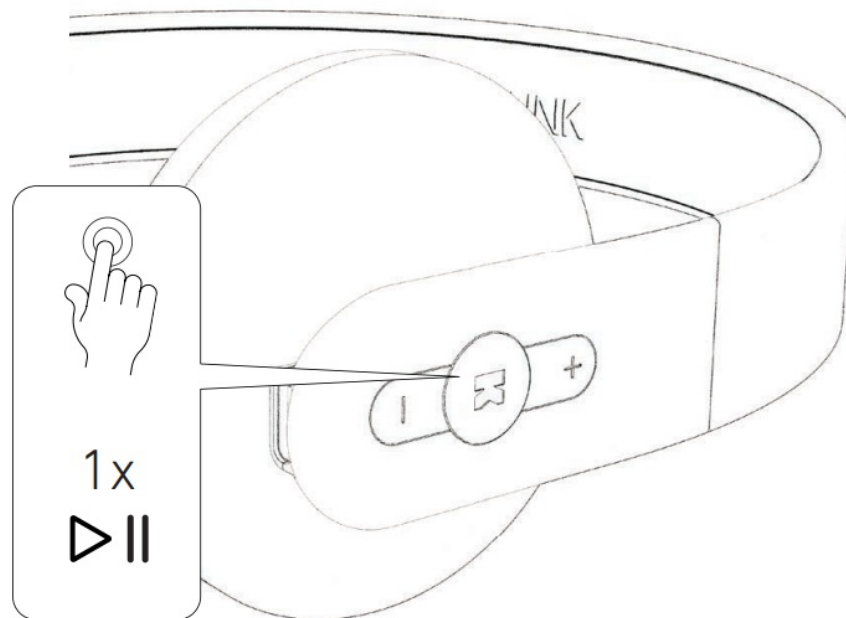
## STEP 2



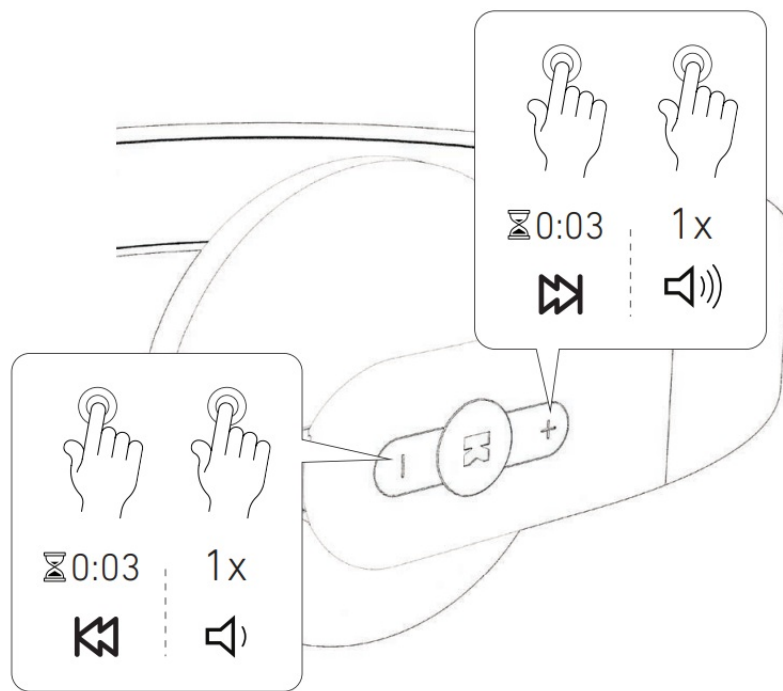
## CHARGING



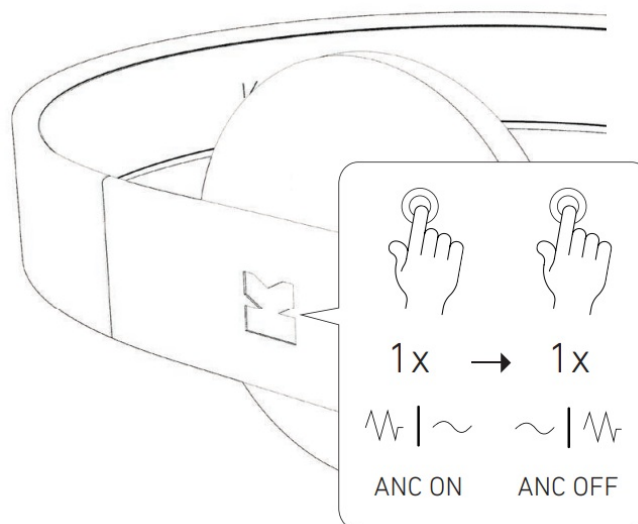
## PLAY/PAUSE



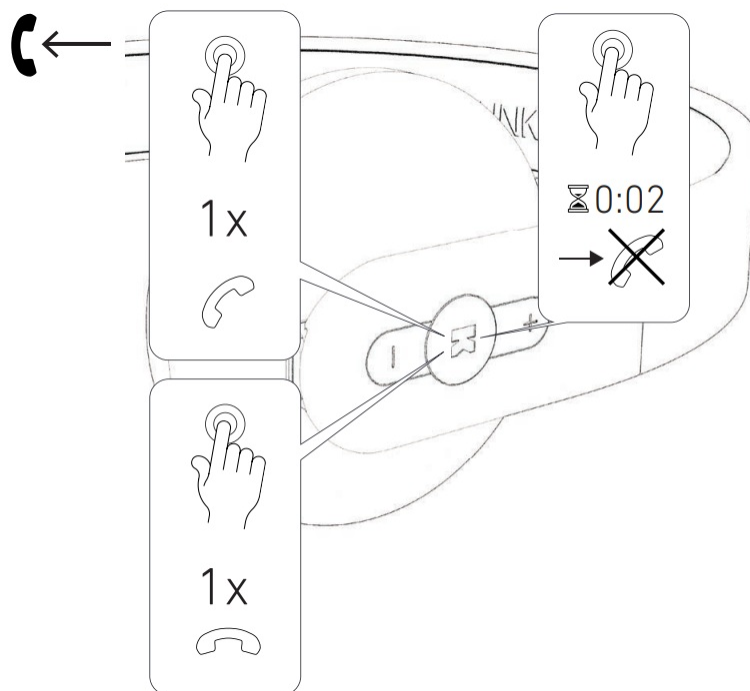
## CHANGE VOLUME, CHANGE TRACK



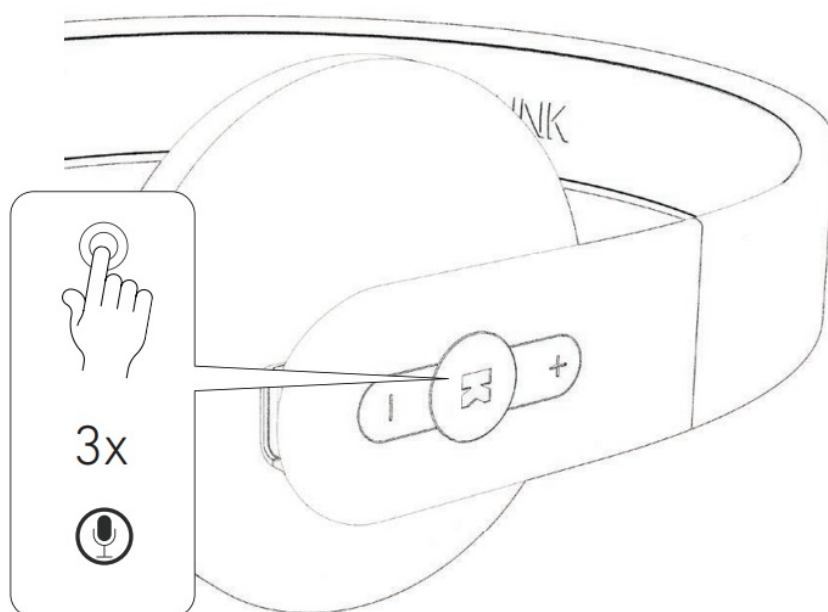
## ACTIVE-NOISE CANCELLATION (ANC)



## PHONE

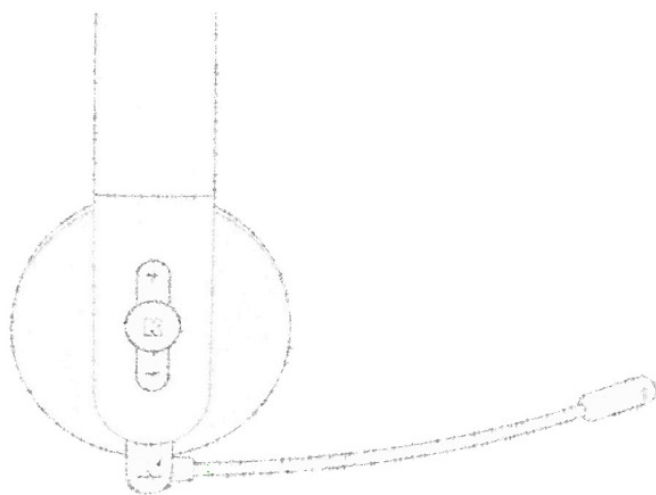


## VOICE ASSISTANT



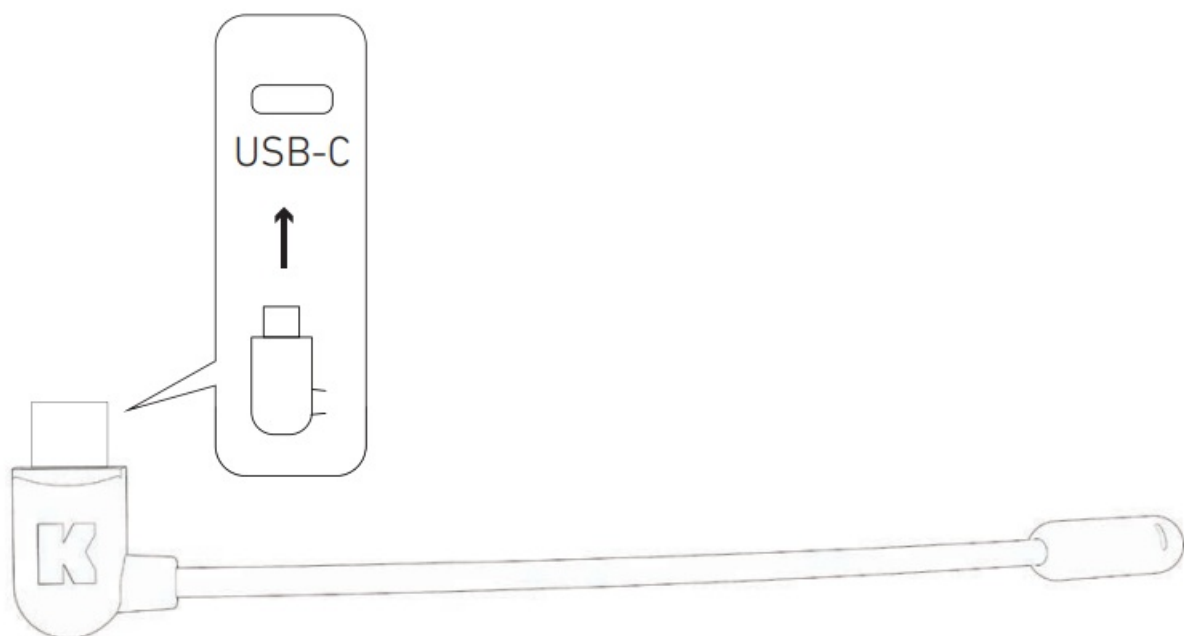
# KREAFUNK

MICROPHONE  
add-on for aHEAD II



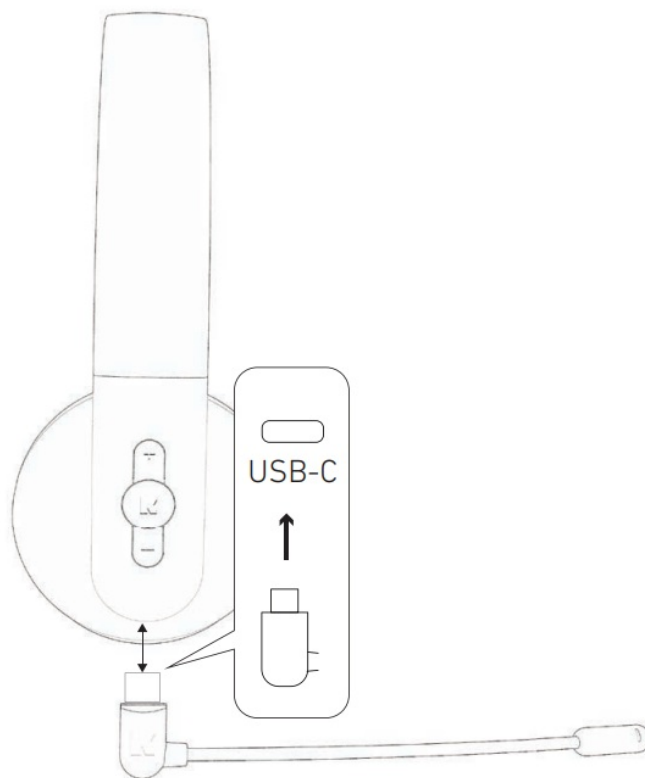
## Operation manual

### OVERVIEW



### ON/OFF





## USE



## TECHNICAL SPECIFICATIONS

- Dimensions: 165\*175\*65 mm
- Weight: 135g
- Speaker: Ø40 mm 32Ω
- Playing time: up to 25 hours
- Standby time: 3 months

- Charging time: 1.5 hours
- Active noise cancellation (ANC)
- Build in Lithium battery with 240mAh
- Frequency band: 2402–2480 MHz
- Maximal radio frequency effect: <3 dBm
- Bluetooth: version 5.0
- Input power: 5Vd.c. / 1A
- Maxium operating ambient 45°C
- Internal lithium-ion battery: 3.7V, 200mAh, 0.74Wh

## FCC STATEMENT

**This device complies with part 15 of the FCC rules. Operation is subject to the following two conditions:**

1. This device may not cause harmful interference and
2. This device must accept any interference received, including interference that may cause undesired operation.

**Important:** Changes or modifications to this product not authorized could void the FCC compliance and negate your authority to operate the product.


**NOTE:** This equipment has been tested and found to comply with the limits for a Class B digital device, pursuant to part 15 of the FCC Rules. These limits a signed to provide reasonable protection against harmful interference in a residential installation. This equipment generates uses and can radiate radio frequency energy and, if not installed and used in accordance with the instructions, may cause harmful interference to radio communications. However, there is no guarantee that interference will not occur in a particular installation. If this equipment does cause harmful interference to radio or television reception, which can be determined by turning the equipment o± and on, the user is encouraged to try to correct the interference by one or more of the following measures:

- Reorient or relocate the receiving antenna.
- Increase the separation between the equipment and receiver.
- Connect the equipment into an outlet on a circuit different from that to which the receiver is connected.
- Consult the dealer or an experienced radio / TV technician for help.

FCC ID: 2ACVC-AHEAD

## SAFETY AND MAINTENANCE INSTRUCTIONS


1. Please read this operation manual carefully before use.
2. The safety and maintenance instructions in this operation manual should be retained for future reference and must be followed at all times.
3. Keep the product away from heat sources such as radiators, heaters, or other appliances that produce heat.
4. Place the speakers in a stable position to avoid falls and cause damage or personal injury.
5. Do not expose the product to direct sunlight for longer periods. High temperatures may shorten the life of the product, destroy the battery and distort certain plastic parts.
6. Do not expose the product to extreme cold as it may damage the internal circuit board.
7. Rechargeable batteries have a limited number of charge cycles. Battery life and the number of charge cycles vary by use and settings.
8. Avoid liquids getting into the product.

9. Before wiping with a dry cloth to clean the speakers, set the power switch to the  $\text{o}\pm$  position and unplug the power cord from the power outlet.
10. Do not throw with or stamp on the product. This may damage the internal circuit board.
11. Do not try to disassemble the product. This must only be done by a professional.
12. Do not use concentrated chemical products or detergents to clean the product.
13. Keep the surface away from sharp things, as these may cause damage to the plastic parts.
14. Use 5V / 1A power supplies only. The connection of power supplies with higher voltage may lead to severe damage.
15. Do not arbitrarily discard or place the lithium battery near fire or intense heat in order to avoid a risk of explosion.
16.  High sound pressure. Hearing damage risk. Do not listen at high volume levels for long periods.


If you do experience any problems with your product please contact the retailer you purchased the product from. The retailer will provide you with guidance and if that does not solve the problem, the retailer will handle the claim directly with KREAFUNK.

# KREAFUNK

KREAFUNK ApS  
 Klamsagervej 35A, st.  
 8230 Aabyhøj Denmark  
[www.kreafunk.com](http://www.kreafunk.com)  
[info@kreafunk.dk](mailto:info@kreafunk.dk)  
 +45 96 99 00 20



## Documents / Resources

	<p><a href="#">KREAFUNK aHEAD II Wireless Headphone with Active Noise Cancellation</a> [pdf] User Manual</p> <p>AHEADII, 2ACVC-AHEADII, 2ACVCAHEADII, aHEAD II Wireless Headphone with Active Noise Cancellation, aHEAD II, Wireless Headphone with Active Noise Cancellation</p>
---	---

## References

-  [Kreafunk | Stilfuldt dansk design med fantastisk lyd](#)
-  [Declaration of conformity – Kreafunk](#)