



## kramer WU-CC USB C Tbus Wall Plate Insert User Guide

[Home](#) » [Kramer](#) » kramer WU-CC USB C Tbus Wall Plate Insert User Guide 



WU-CC Quick Start Guide



Scan for full manual

<https://de2gu.app.goo.gl/LeRxnChjZDpFNJfb6>

### Contents

- [1 WU-CC USB C Tbus Wall Plate Insert](#)
- [2 Check what's in the box](#)
- [3 Get to know your WU-CC](#)
- [4 Technical Specifications](#)
- [5 Documents / Resources](#)
  - [5.1 References](#)
- [6 Related Posts](#)

### WU-CC USB C Tbus Wall Plate Insert

This guide helps you install and use your WU-CC for the first time.

Go to [www.kramerav.com/downloads/WU-CC](http://www.kramerav.com/downloads/WU-CC) to download the latest user manual and check if firmware

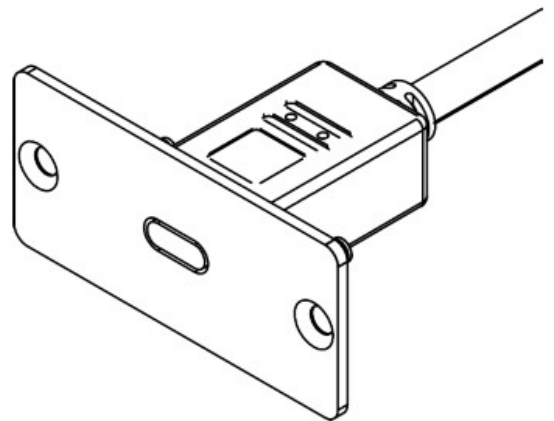
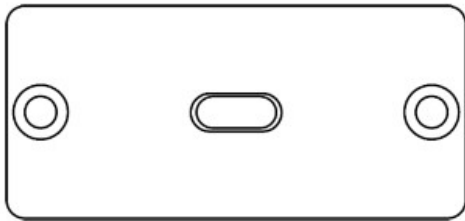
upgrades are available.

## Check what's in the box

- ✓ WU-CC Single Wall Plate Insert
- ✓ 1 Quick start guide
- ✓ 2 M3X5 Flat-head Philips screws

## Get to know your WU-CC

The WU-CC Is a Single Wall Plate Insert with one USB type C connector at the front and a 6cm cable with a USB type C female connector at the rear.




For optimum range and performance use the recommended Kramer cables available at [www.kramerav.com/downloads/WU-CC](http://www.kramerav.com/downloads/WU-CC).

Using third-party cables may cause damage!

## Technical Specifications

Input	1 USB	On a female USB type C connector
Output	1 USB	On a female USB type C connector
Environmental Conditions	Operating Temperature	0° to +40°C (32° to 104°F)
	Storage Temperature	-40° to +70°C (-40° to 158°F)
	Humidity	10% to 90%, RH non-condensing
Enclosure	Size	Single Insert
	Type	Aluminum
Regulatory Compliance	Safety	CE
General	Net Dimensions (W, D, H)	5.05cm x 13.9cm x 2.34cm (2" x 5.5" x 0.9")
	Shipping Dimensions (W, D, H)	12.6cm x 8.4cm x 4.1cm (5.5" x 3.3" x 1.6")
	Net Weight	0.03kg (0.07lbs) approx.
	Shipping Weight	0.07kg (0.15lbs) approx.
Accessories	RK-WP6	
Specifications are subject to change without notice at <a href="http://www.krameray.com">www.krameray.com</a>		





Documents / Resources

	<p><a href="#">kramer WU-CC USB C Tbus Wall Plate Insert</a> [pdf] User Guide</p> <p>WU-CC USB C Tbus Wall Plate Insert, WU-CC, USB C Tbus Wall Plate Insert, Tbus Wall Plate Insert, Wall Plate Insert, Plate Insert, Insert</p>
---	---

References

- 
[Kramer | Audio-Visual Solutions and Experiences](#)

-  [Kramer | Audio-Visual Solutions and Experiences](#)
-  [Application Diagrams - Kramer Electronics](#)
- [User Manual](#)

**Manuals+, Privacy Policy**

This website is an independent publication and is neither affiliated with nor endorsed by any of the trademark owners. The "Bluetooth®" word mark and logos are registered trademarks owned by Bluetooth SIG, Inc. The "Wi-Fi®" word mark and logos are registered trademarks owned by the Wi-Fi Alliance. Any use of these marks on this website does not imply any affiliation with or endorsement.