




**T-IN4-REC2(A)
Table
Elegant
Tabletop**



Kramer T-IN4-REC2(A) Table Elegant Tabletop Owner's Manual

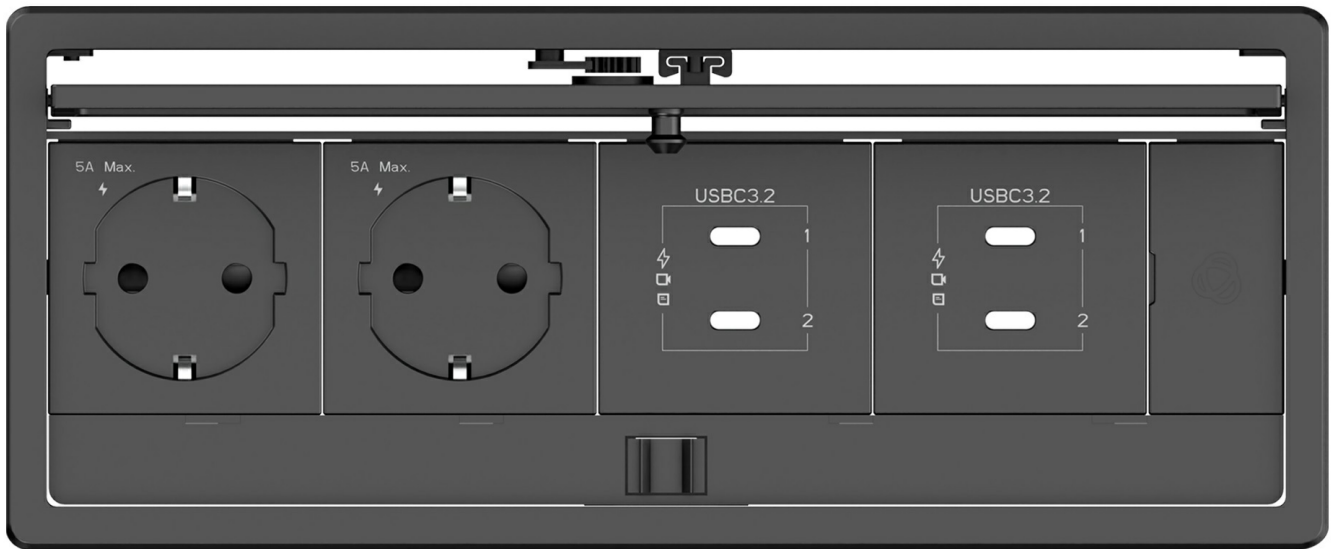
[Home](#) » [Kramer](#) » Kramer T-IN4-REC2(A) Table Elegant Tabletop Owner's Manual 

Contents

- [1 Kramer T-IN4-REC2\(A\) Table Elegant Tabletop](#)
- [2 Product Usage Instructions](#)
- [3 Frequently Asked Questions](#)
- [4 PRODUCT Information](#)
- [5 FEATURES](#)
- [6 TECHNICAL SPECIFICATIONS](#)
- [7 CONFIGURATIONS](#)
- [8 Documents / Resources](#)
 - [8.1 References](#)



Kramer T-IN4-REC2(A) Table Elegant Tabletop



Technical Specifications

- **Color:** Black, White, and Aluminum
- **Operating Temperature:** 0°C to 40°C
- **Storage Temperature:** -20°C to 60°C
- **Humidity:** 10% to 90% non-condensing
- **Dimensions:**
 - Table cutout dimensions: 234 x 89mm (9.21 x 3.5)
 - Outer dimensions (L, W, H): 242 x 99.5 x 113mm (5.59 x 3.91 x 4.45)
- **Weight:**
 - T-IN4-REC2: 2kg (4.4lbs) approx.
 - Accessories (Locking device): 0.1kg (0.22lbs)
- **Accessories:** Frame (Black), Locking device (Black)

Product Usage Instructions

Installation

1. Measure and mark the cutout dimensions on the tabletop.
2. Carefully cut the hole following the marked dimensions.
3. Place the connectivity box into the cutout and ensure it fits securely.
4. Connect the modules as needed and close the lid for a seamless look.

Maintenance

To maintain the elegant look of the tabletop connectivity box, regularly clean it using a soft cloth and mild detergent. Avoid using abrasive cleaners that may damage the surface.

Customization

You can personalize the appearance of the box by choosing from the available bezel and lid colors to match your table surface and room decor.

Security

For added security, utilize the locking device accessory to prevent unauthorized access to the modules within the connectivity box.

Frequently Asked Questions

- **Q: Can I install additional modules in the T-IN4-REC2?**
 - A: Yes, the T-IN4-REC2 is designed to accommodate up to 4 modules for enhanced connectivity options.
- **Q: Is the connectivity box compatible with all table types?**
 - A: The connectivity box is designed to seamlessly integrate with most tabletops, providing a sleek and minimalistic look.
- **Q: How do I know if the box is securely installed in the cutout?**
 - A: Ensure a snug fit of the box in the cutout and verify that there are no gaps between the box and the tabletop surface.

T-IN4-REC2

Plus, In-Table elegant tabletop connectivity box with a lid for 4 modules

PRODUCT Information

Tabletop connectivity box with a lid that's easy and reliable to install, maintain and use, with versatile, robust, table-mount solutions designed for today's meeting room furniture. TBUS components are all installed and maintained from above the table, saving time, effort and hassle. With its mix-and-match modules, simple slide and lock mechanism and advanced technology, TBUS is extremely flexible, and simple to fix and upgrade. With its small, slim design that integrates into table surfaces, Kramer's TBUS keeps workspaces neat and tidy, without interrupting the table's look and feel

FEATURES

- Cutout Dimensions – 234 X 89mm (9.21" x 3.5") Easy installation and maintenance – Install all units and modules quickly and easily from above.
- Slide modules into position – no screws involved!
- Proven reliability – Products comply with global industry standards, including CE, FCC, UL, CB, BIS, and many others
- Designed for sustainability – Packaging uses minimal materials. Optimized supply chain to minimize carbon footprint from production to delivery. Recyclable materials follow ROHS / REACH standards
- Minimalistic look and feel – Meeting modern aesthetics Smooth and minimal design blends with the tabletop. All modules are perfectly positioned without gaps. The outer frame is sleek and small, with narrow edges, and no visible screws. The bezel and lid are available in a choice of three prestige colors to suit any table surface and room decor

TECHNICAL SPECIFICATIONS


- COLOR: Black – RAL 9011
 - White – RAL 9002

- Aluminum Natural
- OPERATING TEMPERATURE: 0° to +40°C (32° to 104°F)
- STORAGE TEMPERATURE: -40° to +70°C (-40° to 158°F)
- HUMIDITY: 10% to 90%, RHL non-condensing
- STORAGE HUMIDITY RANGE: 5 to 95% RHL, non-condensing
- DIMENSIONS: Table cutout dimensions: 234 x 89mm (9.21" x 3.5")
Outer dimensions (L, W, H) – 242 x 99.5 x 113mm (5.59" x 3.91" x 4.45")
- WEIGHT: T-IN4-REC2: 2kg (4.4lbs) approx.
Accessories (Locking device): 0.1kg (0.22lbs)
- ACCESSORIES: Frame (Black), Locking device (Black)

CONFIGURATIONS

- T-IN4-REC2(B) Table In-Surface, Plus, Black Rectangle with lid, 4 modules include – Black locking device
- T-IN4-REC2(W) Table In-Surface, Plus, Black Rectangle with lid, 4 modules include – White locking device
- T-IN4-REC2(A) Table In-Surface, Plus, Black Rectangle with lid, 4 modules include – Black locking device

Documents / Resources

	<p>Kramer T-IN4-REC2(A) Table Elegant Tabletop [pdf] Owner's Manual T-IN4-REC2 A, T-IN4-REC2 B, T-IN4-REC2, T-IN4-REC2 A Table Elegant Tabletop, T-IN4-REC2 A, Table Elegant Tabletop, Elegant Tabletop, Tabletop</p>
--	---

References

- [User Manual](#)

[Manuals+](#), [Privacy Policy](#)

This website is an independent publication and is neither affiliated with nor endorsed by any of the trademark owners. The "Bluetooth®" word mark and logos are registered trademarks owned by Bluetooth SIG, Inc. The "Wi-Fi®" word mark and logos are registered trademarks owned by the Wi-Fi Alliance. Any use of these marks on this website does not imply any affiliation with or endorsement.