




Kr ger Matz KM0771 Wireless Controller Owner's Manual

[Home](#) » [Kr ger Matz](#) » Kr ger Matz KM0771 Wireless Controller Owner's Manual 

Contents

- [1 KM0771 Wireless Controller](#)
 - [1.1 Owner's Manual](#)
 - [1.2 SAFETY INSTRUCTIONS](#)
 - [1.3 PRODUCT DESCRIPTION](#)
 - [1.4 OPERATION](#)
 - [1.5 Tips:](#)
 - [1.6 SPECIFICATION](#)
 - [1.7 Correct Disposal of This Product \(Waste Electrical & Electronic Equipment\)](#)
- [2 Documents / Resources](#)
- [3 Related Posts](#)

KM0771 Wireless Controller

Owner's Manual

SAFETY INSTRUCTIONS


Read this instruction manual and keep it for future reference. Producer does not take responsibility for damages caused by inappropriate handling and use of the product.

- Protect this device from extreme temperatures, sources of heat and direct sunlight. Do not expose the device to water or humidity nor install near strong magnetic field. Do not handle this device with wet hands.
- It is suggested not to consume meals or drink during using the device. Food leftovers getting under the buttons may cause problems with operation or damage the device.

- Do not use this device if it has been damaged.
- Prevent the device from falling on the ground or being strongly impacted.
- Producer does not claim liability for any damage caused by inappropriate use and handling or any mechanical damage.
- Producer does not guarantee compatibility with every external device.
- Do not disassemble nor repair this device yourself. The device has no user serviceable parts inside. In case of damage, contact authorized service point for check-up or repair.
- Clean the device with a soft, slightly damp cloth. Do not use any chemical agents to clean this device.

PRODUCT DESCRIPTION

1. D-pad
2. L1, L2 buttons
3. SHARE button
4. Touch panel
5. OPTIONS button
6. R1, R2 buttons
7. Function buttons
8. Analog sticks
9. Speaker
10. HOME button
11. Earphone jack
12. EXT socket
13. Charging socket
14. Light bar
15. Reset button



OPERATION

Pairing

PS4

Before pairing, make sure to reset the controller. Insert a small, thin object (ex. paperclip) to the Reset button slot, and press and hold it for 5 seconds.

1. Connect the controller with a microUSB cable to the USB port on the console.
2. Press the HOME button on the controller.
3. After a while, the light bar will start to glow blue. Now USB cable can be disconnected.

PC

Connection with a PC requires a Bluetooth adapter in 2.0 version or higher. Range of the controller depends on the adapter, Bluetooth version and obstacles between the controller and adapter.

1. In Windows 10, go to the Settings menu.
2. Go to the Devices menu.
3. Press the Add Bluetooth device button, and select the Bluetooth option.
4. Press and hold the HOME and SHARE buttons at the same time, until the light bar starts to flash.
5. After a while, the PC will find the controller. Select the Wireless controller.
6. After a while, the connection will be established.

Attention: Touch panel, light bar, speaker and audio-jack output may not work on all platforms.

Tips:

- In the Steam app, pressing the HOME button will open up Big Picture mode.
- To turn off the controller, press and hold the HOME button for 10 seconds.

SPECIFICATION


- Compatibility: PC, PS4
- Communication: Bluetooth
- Dual shock 4 button layout
- Vibration function
- Light bar
- Touch panel
- 3,5 mm audio-jack output
- Accessories input (EXT)
- Mono speaker
- Charging socket: microUSB
- Charging: 5 V / 0,3 A
- Battery: lithium-ion / 600 mAh
- Working temperature: 5°C ~ 35°C
- Dimensions: 160 x 104 x 60 mm
- Weight: 200 g

Correct Disposal of This Product (Waste Electrical & Electronic Equipment)

(Applicable in the European Union and other European countries with separate collection systems) This marking shown on the product or its literature, indicates that it should not be disposed with other household wastes at the end of its working life. To prevent possible harm to the environment or human health from uncontrolled waste disposal, please separate this from other types of wastes and recycle it responsibly to promote the sustainable reuse of material resources. Household users should contact either the retailer where they purchased this product, or their local government office, for details of where and how they can take this item for environmentally safe recycling. Business users should contact their supplier and check the terms and conditions of the purchase contract. This product should not be mixed with other commercial wastes for disposal.

Made in China for LECHPOL ELECTRONICS Sp. z o.o. Sp.k., ul. Garwolińska 1, 08-400 Miętno.

Documents / Resources

	<p>Krüger Matz KM0771 Wireless Controller [pdf] Owner's Manual KM0771, Wireless Controller</p>
---	--