

**kopul MTEMATE-85  
Microphone Mute  
Talk Switch**



# kopul MTEMATE-85 Microphone Mute Talk Switch User Manual

[Home](#) » [kopul](#) » kopul MTEMATE-85 Microphone Mute Talk Switch User Manual 

## Contents

- [1 kopul MTEMATE-85 Microphone Mute Talk Switch](#)
- [2 Precautions](#)
- [3 Operating the MTEMATE-85](#)
- [4 Replacing the Battery](#)
- [5 Specifications](#)
- [6 One-Year Limited Warranty](#)
- [7 Documents / Resources](#)
  - [7.1 References](#)
- [8 Related Posts](#)



**kopul MTEMATE-85 Microphone Mute Talk Switch**



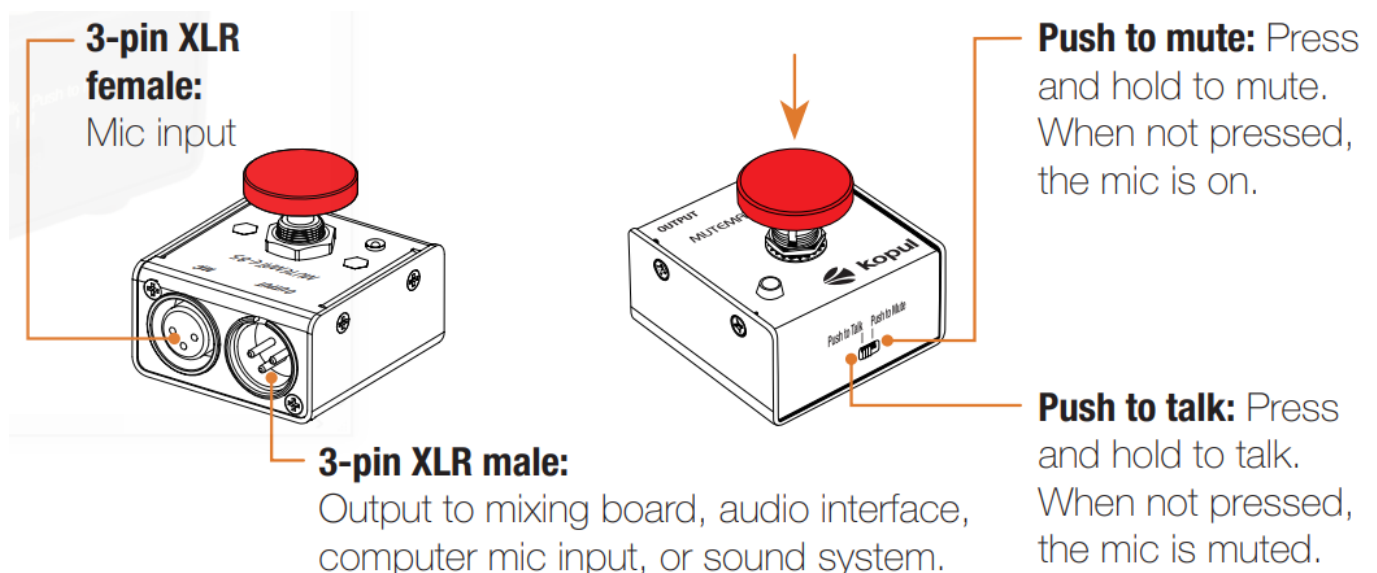
### Thank you for choosing Kopul.

Kopul's MUTEMATE-85 for dynamic and condenser microphones functions as a momentary mute button so an audience, recording talent, or online conferees won't hear coughs or side conversations. With the flip of a switch, it becomes a momentary talk button that activates the microphone while the button is pressed. The MuteMate features 3-pin XLR connectors for mic input and signal output to a recorder, sound system, or audio workstation. Nonslip rubber feet make the MuteMate a handy desktop accessory or foot switch. Mounting holes can be used for more permanent installation on podiums, walls, or workstations.

### Precautions

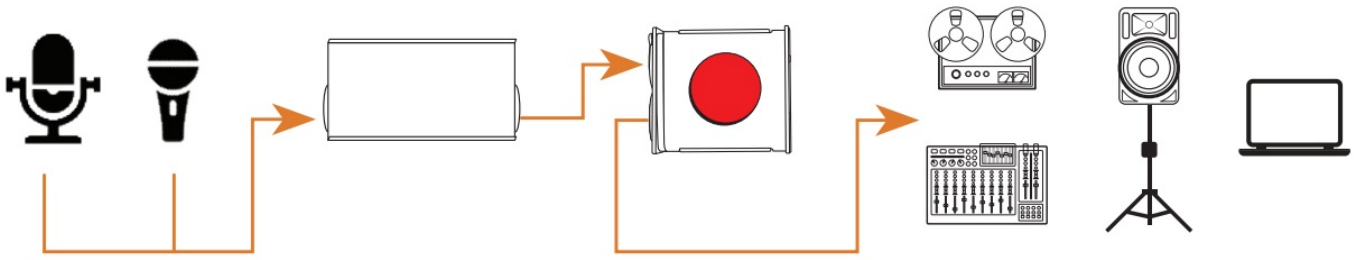
- Please read and follow these instructions, and keep this manual in a safe place.
- Exposure to high sound levels can cause permanent hearing loss. Avoid listening at high volumes for extended periods.
- Keep this product away from water and any flammable gases or liquids.
- Clean this product with only a soft, dry cloth.
- All images are for illustrative purposes only.

### Operating the MUTEMATE-85



### Using a Signal Booster for Low-Output Dynamic and Ribbon Microphones:

When using a mic activator, like the Cloudlifter, or an inline mic preamplifier like the Polsen Single-Channel Mic Preamp: Connect the microphone to the signal booster. Then connect the signal booster to the MUTEMATE-85. Once all connections have been made, activate phantom power on your external preamp.



The MUTEMATE-85 is designed to attenuate a microphone signal by approximately 85 dB. It works best when used under a normal sensitivity and gain structure between 30 and 60 dB.

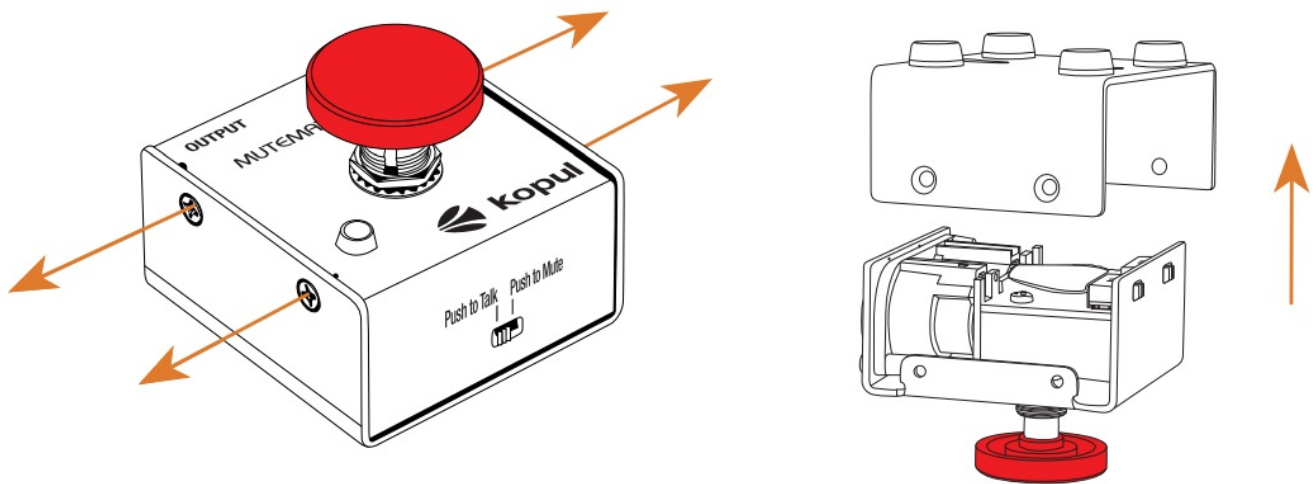
**Note:** When switching from a condenser to the dynamic microphone, or vice versa, press and hold the mute button for 30 seconds before resuming operation. This will dissipate the stored phantom power and prevent noise, like popping, when the button is activated.

### Replacing the Battery


The indicator LED is powered by a 3 V CR1632 lithium battery. When the battery runs low, the indicator light does not turn on when the button is pressed.

#### Replace the battery following these steps

1. Unscrew the four side screws and remove the chassis.



2. Remove the battery, place a new one into the battery slot, and slide it into place.



3. Replace the chassis, and attach it with the four screws.

## Specifications

- **Connector 1**
  - 3-pin XLR female input
- **Connector 2**
  - 3-pin XLR male output
- **Selector Switches**
  - Talk/Mute
- **Material**
  - Steel
- **Dimensions (H x W x D)**
  - 2 x 2.3 x 2.4 in. (5.1 x 5.9 x 6.2 cm)
- **Weight**
  - 7.3 oz. (207 g)
- **Battery Type**
  - CR1632 3 V lithium battery

## One-Year Limited Warranty

This KOPUL product is warranted to the original purchaser to be free from defects in materials and workmanship under normal consumer use for one (1) year from the original purchase date or thirty (30) days after replacement, whichever occurs later. The warranty provider's responsibility with respect to this limited warranty shall be limited solely to repair or replacement, at the provider's discretion, of any product that fails during normal use of this product in its intended manner and in its intended environment. Inoperability of the product or part(s) shall be determined by the warranty provider. If the product has been discontinued, the warranty provider reserves the right to replace it with a model of equivalent quality and function. This warranty does not cover damage or defect caused by misuse, neglect, accident, alteration, abuse, improper installation or maintenance. EXCEPT AS PROVIDED HEREIN, THE WARRANTY PROVIDER MAKES NEITHER ANY EXPRESS WARRANTIES NOR ANY IMPLIED WARRANTIES, INCLUDING BUT NOT LIMITED TO ANY IMPLIED WARRANTY OF MERCHANTABILITY OR FITNESS FOR A PARTICULAR PURPOSE. This warranty provides you with specific legal rights, and you may also have additional rights that vary from state to state. To obtain warranty coverage, contact the Kopul Customer Service Department to obtain a return merchandise authorization ("RMA") number, and return the defective product to Kopul along with the RMA number and proof of purchase. Shipment of the defective product is at the purchaser's own risk and expense. For more information or to arrange service, visit [www.kopulcables.com](http://www.kopulcables.com) or call Customer Service at [212-594-2353](tel:212-594-2353). Product warranty provided by the Gradus Group. [www.gradusgroup.com](http://www.gradusgroup.com) KOPUL is a registered trademark of the Gradus Group. © 2024 Gradus Group LLC. All Rights Reserved.

## Documents / Resources



[kopul MUTEMATE-85 Microphone Mute Talk Switch](#) [pdf] User Manual  
MUTEMATE-85 Microphone Mute Talk Switch, MUTEMATE-85, Microphone Mute Talk Switch, Mute Talk Switch, Talk Switch, Switch

## References

- [G Gradus | Gradus Group](#)
- [Kopul | Technology for Broadcast & Studio Applications](#)
- [User Manual](#)

### Manuals+, Privacy Policy

This website is an independent publication and is neither affiliated with nor endorsed by any of the trademark owners. The "Bluetooth®" word mark and logos are registered trademarks owned by Bluetooth SIG, Inc. The "Wi-Fi®" word mark and logos are registered trademarks owned by the Wi-Fi Alliance. Any use of these marks on this website does not imply any affiliation with or endorsement.