

KONEXIAL MY20 App User Guide

[Home](#) » [Konexial](#) » KONEXIAL MY20 App User Guide 



Getting Started INSTALLATION & OPERATION GUIDE

Electronic Logging Device System
ELD Unit – 9-Pin Cable – App Download
865.888.MY20 MY20.co

Contents

- [1 INTRODUCTION](#)
- [2 INSTALLATION](#)
- [3 OPERATION](#)
- [4 Documents / Resources](#)
 - [4.1 References](#)

INTRODUCTION



MY 20 is your complete ELD solution. By pairing hardware and software to help you keep track of driving time, MY20 will keep you in compliance with the nationwide ELD mandate.

Included in this MY20 ELD system, you will find a cable, an individually marked ELD designed by Konexial, and this simple installation guide.

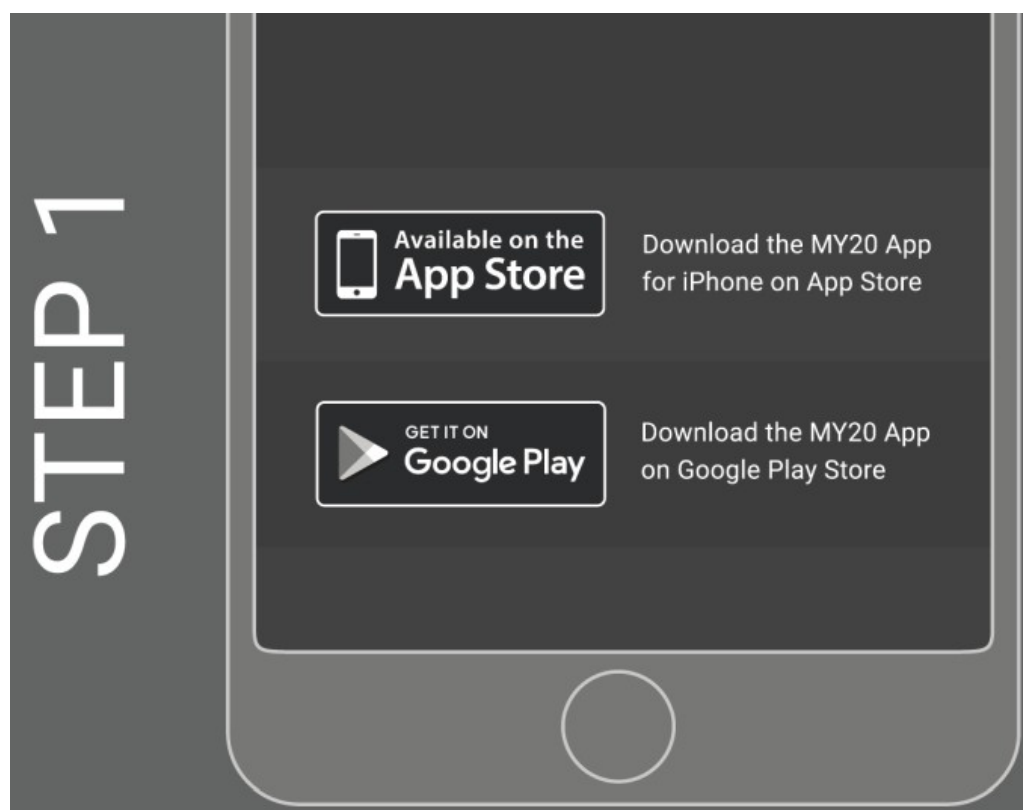
The most commonly utilized cable is a 9-pin configuration so that is what we typically include in retail packaging. If your truck needs the 6-pin or OBD II style, simply call us and we will send one right away.

HARDWARE OVERVIEW

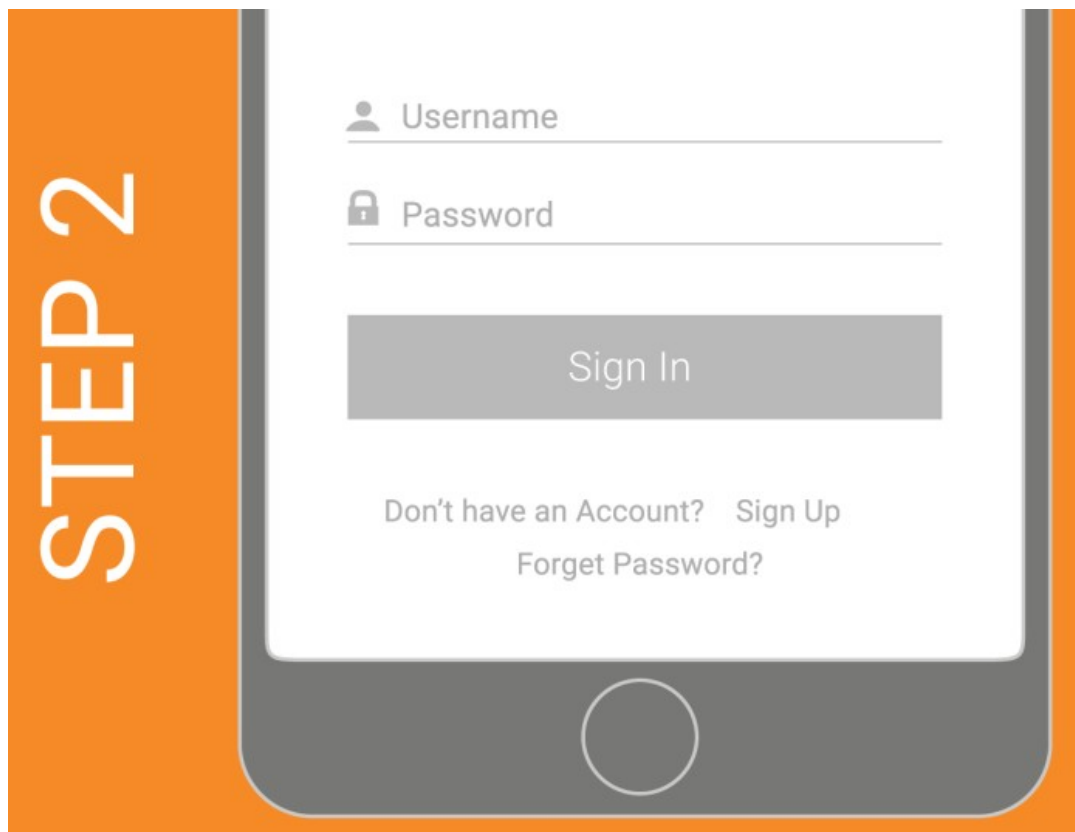
While the majority of trucks are 9-pin ECM port, others may have a 6-pin or OBD II ECM port. If you require an adapter cable, these are available for purchase from our website.



INSTALLATION



STEP 1: Go to App Store or Google Play Store and search for the MY20 app, or, if you have the QR code reader on your phone, just scan the QR on the back of the ELD.



STEP 2: Create Account. (One-time, only.)

- Click the “Don’t have an account? Sign Up. (Located below the Sign In)
- Follow all of the steps required for the Sign Up. 4 STEP process.
- Register with all of your correct information.
- When prompted for the “Company ID”, use the “Company ID” given to you.

CREATING AN ACCOUNT



STEP THREE: Connect To ELD

- You will automatically be sent to “MAIN NAVIGATION”.
- Click the “ELD” button along the bottom of the app.
- Click the “NOT CONNECTED” text on the top right side of the app.
- The mobile app will automatically pair/connect to the new ELD device.

CREATING AN ACCOUNT



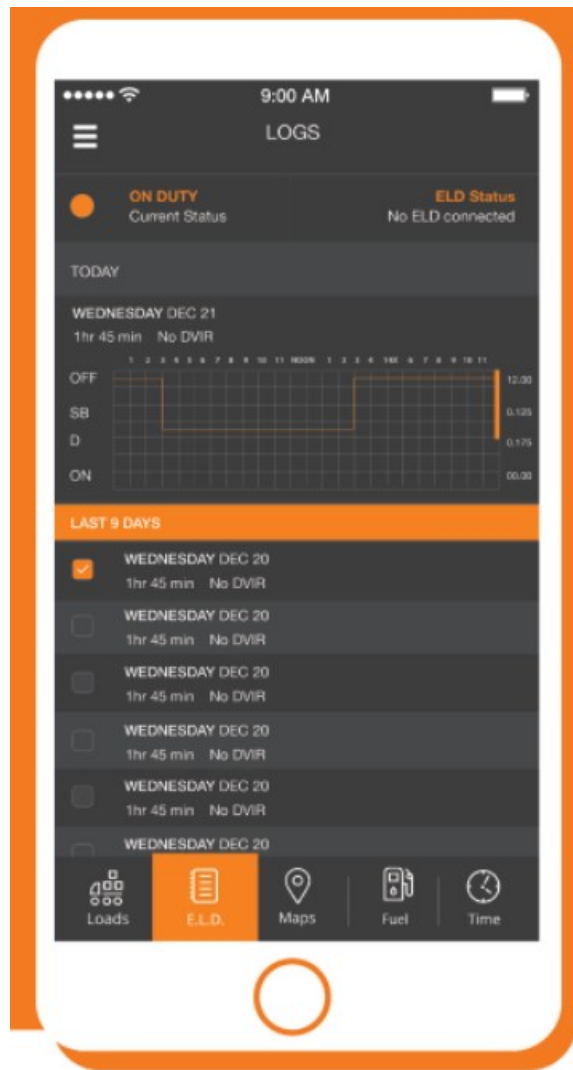
STOP! TURN OFF THE TRUCK’S IGNITION BEFORE PLUGGING THE ELD’S CABLE IN TO YOUR TRUCK’S DIAGNOSTIC PORT. MAKE SURE TO HAVE THE ELD PLUGGED IN TO THE CABLE BEFORE RESTARTING.

CONNECTING TO TRUCK



How to Use the My 20 App

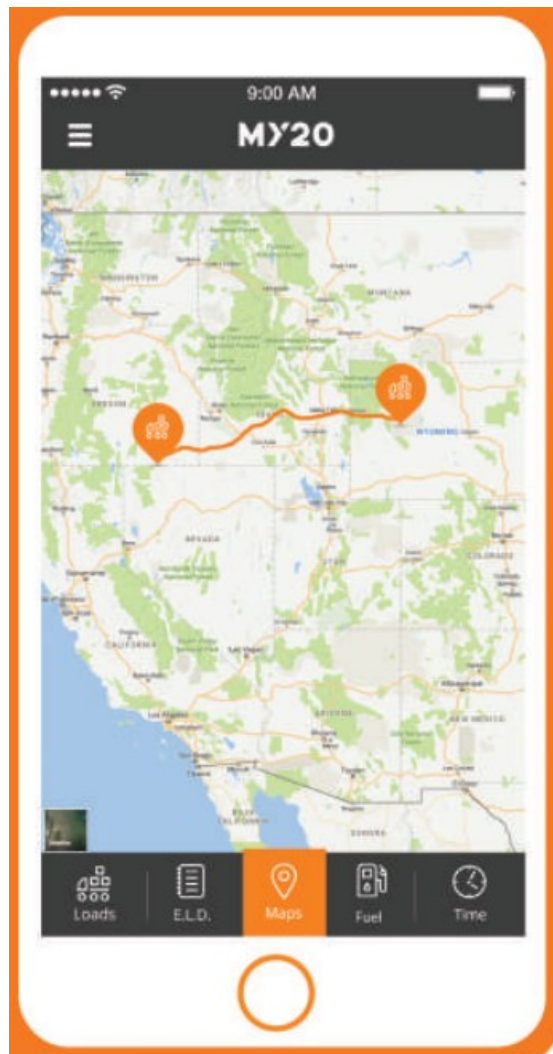
OPERATION



ELD SCREEN

- Tap the small “ELD Status” text button along the top of the app.
- This will instantly connect you to your ELD device inside the truck.
- To change your duty status, tap the “CURRENT STATUS” at top.
- You will see the logbook screen that emulates the traditional graph and other logbook details.
- Your MY20 digital logbook can be viewed page by page.

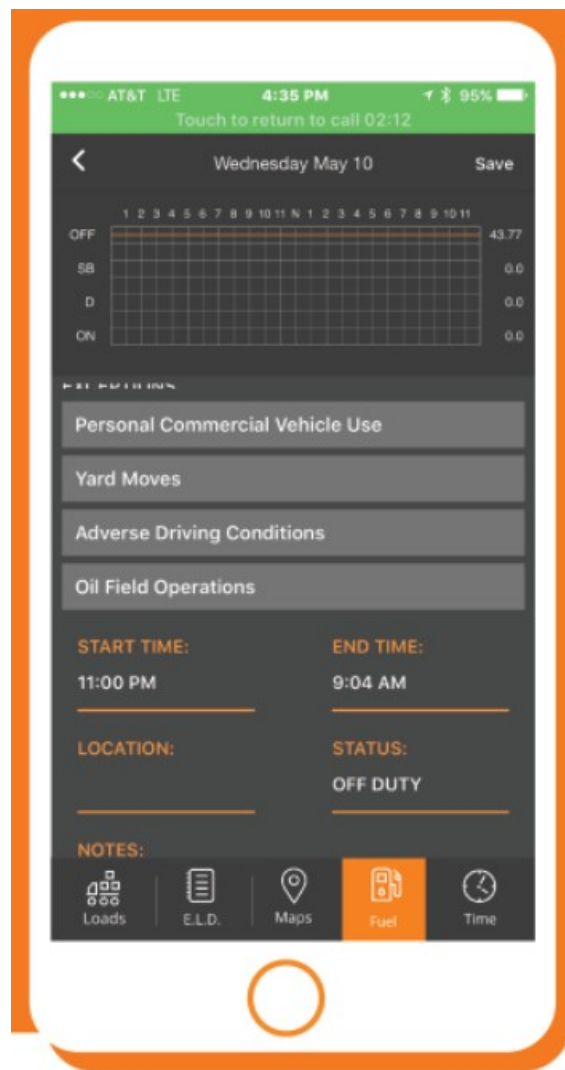
MY20 APP FEATURES



MAPS SCREEN

- Tap the “MAPS” button along the bottom
- You will see your current location.

Enjoy turn-by-turn directions within the My20 app.
Your choice of: Apple Maps, Google Maps or Waze Maps.



LOG ANNOTATIONS

- Push “LOGS” button to view virtual logbook
- You can view LAST 9 DAYS and generate daily details from logs
- To annotate a log entry, touch the “>” at the end of that entry
- Fill out the details for the Annotation and push “SAVE”

NO SIM 4:30 PM Tuesday May 9 Send

Logs Form Sign Share

MY20

DRIVER'S DAILY LOG - Tuesday 9, 2017
USA Property 60 hour / 7 day

Driver	Vehicles
Co Drivers	- Trailers
Distance	-
Carrier	test_carrier
Main Office	-
Shipping Docs	

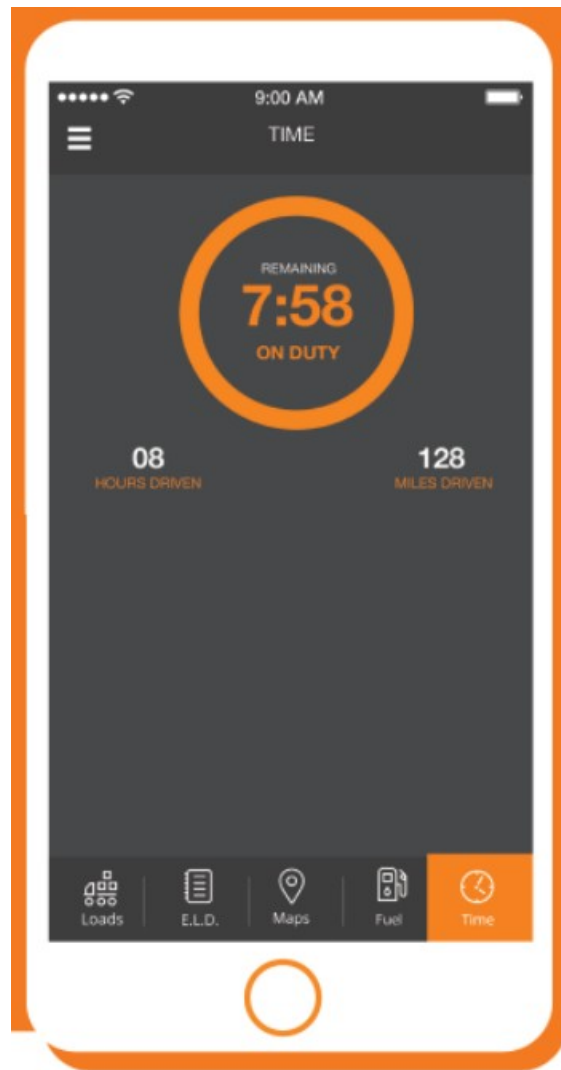
	1	2	3	4	5	6	7	8	9	10	11	N	1	2	3	4	5	6	7	8	9	10	11	
OFF																							2.0	
SB																							0.0	
D																							0.0	
ON																							0.0	

No	Status	Start	Duration	Location	Notes
1.	Driving	3:50 AM	1 hr 14 min	Wichita, KS	-
2.	Off duty	12:30 AM	2 hr 0 min	Wichita, KS	-
3.	Driving	3:50 AM	1 hr 0 min	Wichita, KS	-

Loads E.L.D. Maps Fuel Time

PRODUCING PDF

- From the "DAILY LOGS" screen, select the desired log from "LAST 9 DAYS"
- Tap "SHARE"
- You can choose to either print or e-mail the PDF



TIME SCREEN

- Tap the “TIME” button along the bottom of the app.
- The time shown is the amount
- of time left DRIVING, ON DUTY, OFF DUTY, & SLEEPER BIRTH.
- It will also show: HOURS DRIVEN & MILES DRIVEN





[KONEXIAL MY20 App](#) [pdf] User Guide MY20 App, MY20, App

References

-  [Manual-Hub.com - Free PDF manuals!](#)
- [User Manual](#)

Manuals+, [Privacy Policy](#)

This website is an independent publication and is neither affiliated with nor endorsed by any of the trademark owners. The "Bluetooth®" word mark and logos are registered trademarks owned by Bluetooth SIG, Inc. The "Wi-Fi®" word mark and logos are registered trademarks owned by the Wi-Fi Alliance. Any use of these marks on this website does not imply any affiliation with or endorsement.