



KOHLER G6-179 OnCue Plus Generator Management System Instruction Manual

[Home](#) » [Kohler](#) » KOHLER G6-179 OnCue Plus Generator Management System Instruction Manual 

Contents

- 1 KOHLER G6-179 OnCue Plus Generator Management System Instruction Manual
- 2 Residential/Light Commercial Generator Accessories
 - 2.1 Kohler OnCue Plus Generator Management System
- 3 Applicable Models
- 4 OnCue Plus Features
- 5 Typical Connections (using cables)
- 6 Typical Connections (using wireless kit)
 - 6.1 Residential/Light Commercial Generator Set with RDC2 or DC2 Controller
- 7 Model VSG Generator Set with VSC Controller
- 8 System Requirements
- 9 Wireless Bridge Specifications
- 10 View System Operation Data
 - 10.1 Generator Set
- 11 Load Management *
- 12 Programmable Interface Module (PIM) [
- 13 6VSG Communications Kit
- 14 Voice Activation
- 15 Notifications
- 16 Remote Control/Home Automation
 - 16.1 Generator Set
- 17 Programmable Interface Module (PIM)]
- 18 OnCue Plus System Kit
- 19 OnCue Plus Wireless Kit
- 20 Read More About This Manual & Download PDF:
- 21 Documents / Resources
 - 21.1 References
- 22 Related Posts

KOHLER G6-179 OnCue Plus Generator Management System Instruction Manual



Residential/Light Commercial Generator Accessories

Kohler OnCue Plus Generator Management System

OnCue Plus is a remote monitoring application that is included with Residential and Light Commercial generators equipped with the controllers listed below. It allows you to access your generator from a computer or smart device anytime, anywhere. You can easily monitor and control your generator set using this application.

Applicable Models

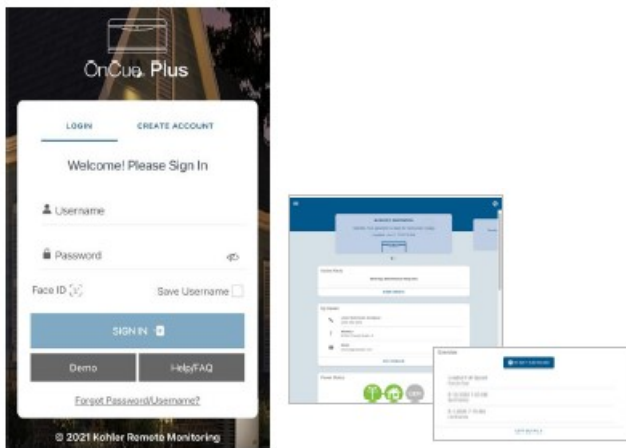
OnCue Plus can be used with Kohler Residential and Light Commercial generator sets equipped with the following controllers:

- RDC2 or DC2 Controller
- RDC or DC Controller
- VSC Controller (6VSG variable-speed DC generator set)

The optional OnCue Plus wireless kit is available for generator sets equipped with the following controllers:

- RDC2 or DC2 Controller
- VSC Controller (6VSG variable-speed DC generator set)

OnCue Plus Features



- Simple activation, required just once for each generator.
- Monitor your complete Kohler power system, including the generator, RXT automatic transfer switch, Load Control Module (LCM)*, and Programmable Interface Module (PIM)[.
- Control home automation when the generator set is paired with a Programmable Interface Module (PIM)[.
- Remote control features:
- Remotely turn appliances, outdoor lighting, storm shutters, or other electrical equipment on or off.
- The generator does not need to be running in order to use OnCue Plus for remote control of circuits connected to the PIM.
- Monitor total generator power and percent of generator's rated power on models equipped with a model RXT transfer switch and load shed accessory. *
- Monitor multiple generator sets on one account.
- View time- and date-stamped event history listing generator set starting and stopping, faults, and notifications. (RDC2)
- Receive generator alerts by email, text message, or push notifications on your mobile device or PC. Customize messages by selecting the events that will prompt a notification to be sent to each recipient.
- Start and stop generator exercises from your computer or mobile device, or using the OnCue Plus action/skill on Google Assistant or Amazon Alexa.
- Controller password and generator set serial number protect against access by unauthorized users.

Apple, the Apple logo, iPhone and iPad are registered trademarks of Apple Inc., registered in the U.S. and other countries. App Store is a servicemark of Apple Inc.

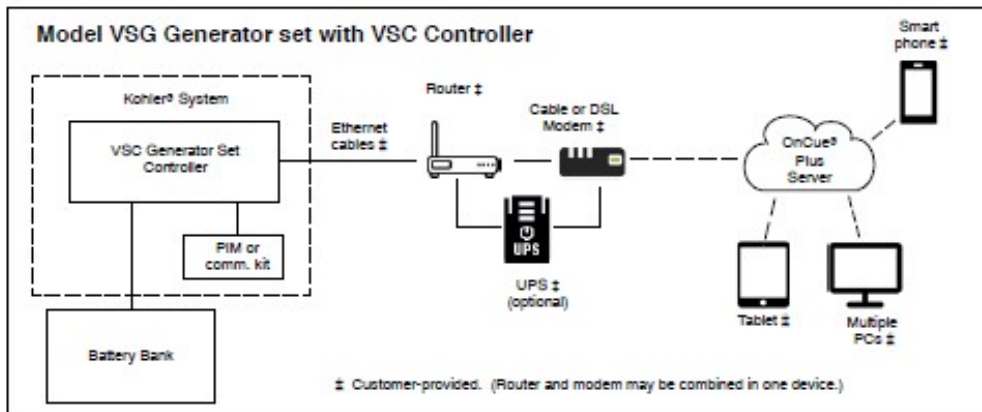
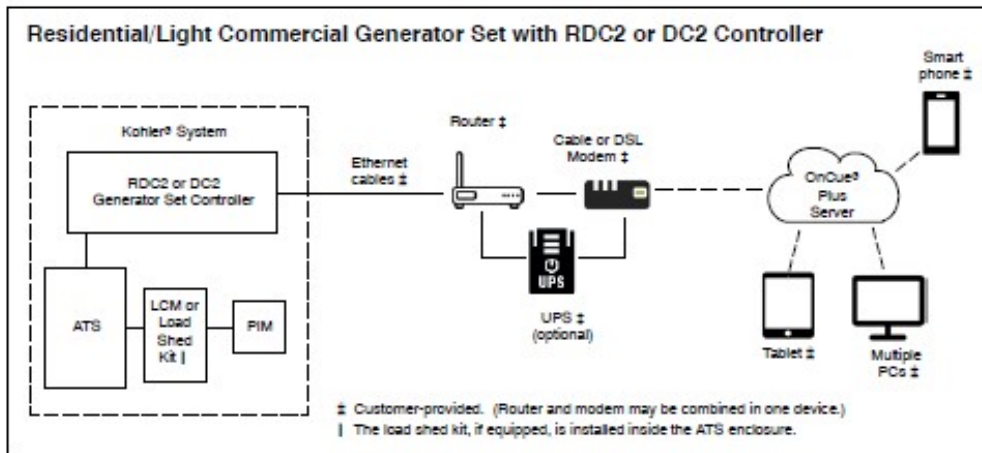
Alexa and all related marks are trademarks of Amazon.com, Inc or its affiliates.

Android, Google and Google Play are trademarks of Google LLC.

* Model RXT automatic transfer switch and LCM can be used with generator sets equipped with the RDC2 or DC2 controller. [PIM can be used with generator sets equipped with the RDC2, DC2, or VSC controller.

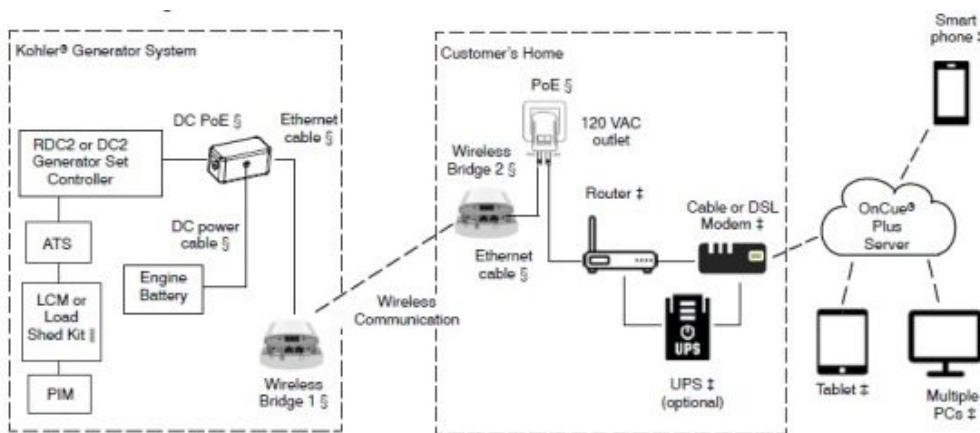
Note: Views shown in this document are samples. Actual views may vary based on customer application and OnCue Plus program updates.

Typical Connections (using cables)



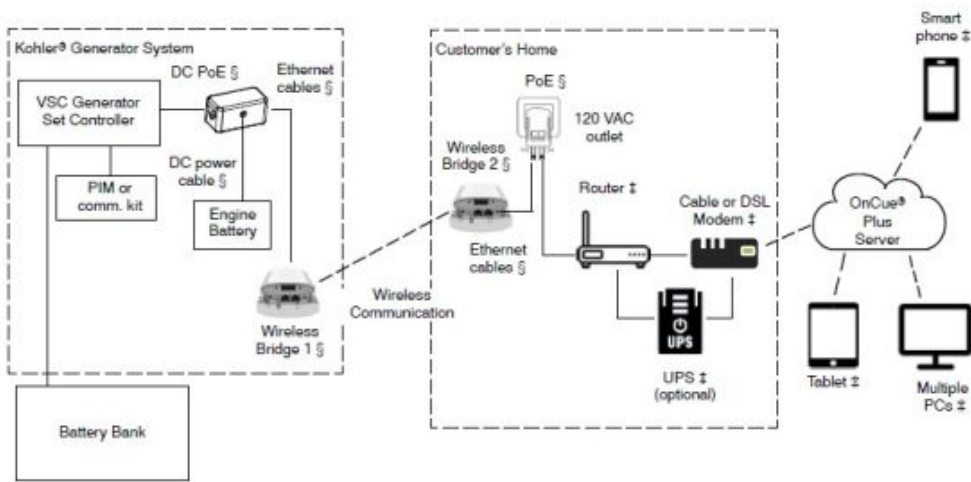
Typical Connections (using wireless kit)

Residential/Light Commercial Generator Set with RDC2 or DC2 Controller



1. Customer-provided. (Router and modem may be combined in one device.)
2. Provided in the Kohler wireless kit. (Two Ethernet cables for connecting the bridge to the Power over Ethernet [PoE] ports are provided.)
3. The load shed kit, if equipped, is installed inside the ATS enclosure.

Model VSG Generator Set with VSC Controller



1. Customer-provided. (Router and modem may be combined in one device.)
2. Provided in the Kohler wireless kit. (Two Ethernet cables for connecting the bridge to the Power over Ethernet [PoE] ports are provided.)

System Requirements

- Personal computer (PC) requires one of these Internet browser
- Google Chrome
- Apple Safari
- Microsoft Edge 79+
- Firefox
- Mobile devices require Androidt 5.0 or higher or iOS 11.0 or higher
- Always-on Internet access for the generator (for example, cable, DSL, or phone line modem connected 24 hours a day)
- Amazon Alexa or Google Assistant application on smart devices to access voice control (optional)
- OnCue Plus wireless kit (optional)
- Uninterruptible power supply (UPS) for modem and router (optional)
- See the connection diagrams for customer-provided cables and equipment

Wireless Bridge Specifications

- Environmental specifications:
- Operating temperature: – 30 to 55_C (- 22 to131_F)
- Storage temperature: – 40 to 70_C (-40 to 158_F)
- Humidity: 5% to 95% (typical)
- Waterproof level IP65
- Dimensions. L x W x H: 168 x 88 x 48 mm (6.6 x 3.5 x 1.9 in.)
- RF Frequency: 5.150- 5.850 GHz
- Regulatory Compliance:
- CE-LVD
- EN 60950-1:2006 + A1: 2009 + A1: 2010 + A12: 2011 + A2: 2013
- EC 60950-1: 2005 +A1: 2009 + A2: 2013

- Protocol/Standard
- IEEE 802.3 (Ethernet)
- IEEE 802.3u (Fast Ethernet)
- IEEE 802.11b/g/n/ac
- Power Specification:
- DC PoE: 24 VDC @ 0.5A
- Wireless Bridge Operating Specifications:
- Voltage 100- 240 VAC
- Frequency 50- 60 Hz
- Input current 300 mA max. @ 90 VAC min.
- LEDs for power and network connection status

View System Operation Data

Generator Set

- Home is powered by the generator or utility power
- Generator set status: running, standby, shutdown, or off
- Active fault indication
- Generator voltage
- Engine starting battery voltage, VDC
- Frequency, Hz
- Generator event history
- Event details, including description, time, and date
- Exercise type
- Next scheduled exercise date and time (estimated based on last exercise date and time)
- Over 20 different parameters
- Generator power, in kW (LCM required*)
- Engine hours
- Last exercise date and time
- Exercise interval, duration and mode.

Load Management *

- Loads are added or shed automatically based on generator load
- View connected loads
- On/Off indicators for each circuit indicate status (powered or shed)
- Change load labels to identify the connected circuits

Programmable Interface Module (PIM) [

- View relay status
- On/Off indicators show connected circuits
- Change input and output labels to identify connected circuits

6VSG Communications Kit

- View input and output status
- On/Off indicators show connected circuits

* Model RXT automatic transfer switch and Load Control Module (LCM), load shed kit, or combined interface/ load management board can be used with generator sets equipped with the RDC2 or DC2 controller.

[PIM can be used with generator sets equipped with the RDC2, DC2, or VSC controller.

Voice Activation

- Use Google Assistant or Amazon Alexa to control your generator by using your voice.
- Easy setup:
- Confirm the setup of your OnCue Plus account.
- Search for OnCue Plus action/skill on the Google Assistant or Amazon Alexa app and follow the simple step-by-step guide to link the accounts.
- Start talking to your Kohler generator(s) by saying, "Hey Google, ask OnCue Plus," or "Alexa, ask OnCue Plus."
- Sample voice commands:
- What is the status of my generator?
- Does my generator have any active alerts?
- What's the battery voltage?
- What's the oil temperature?
- What's the engine temperature?
- When was my last exercise?
- Start an exercise.
- Stop an exercise.
- Change my exercise details.

Notifications

Email, text messages, and push notifications are sent for the following events. Notifications for selected events can be turned off or on for different recipients. Push notifications can be turned on or off using a smart phone or tablet, and then viewed on a smart phone, tablet, or personal computer.

- Exercise Start
- Exercise Ended
- Generator Running
- Generator Stopped
- Generator Not in Auto/ In Auto
- Utility Loss/ Restored
- Communication Loss/ Restored
- Warnings Active/Cleared (includes maintenance reminders)
- Shutdowns Active/Reset

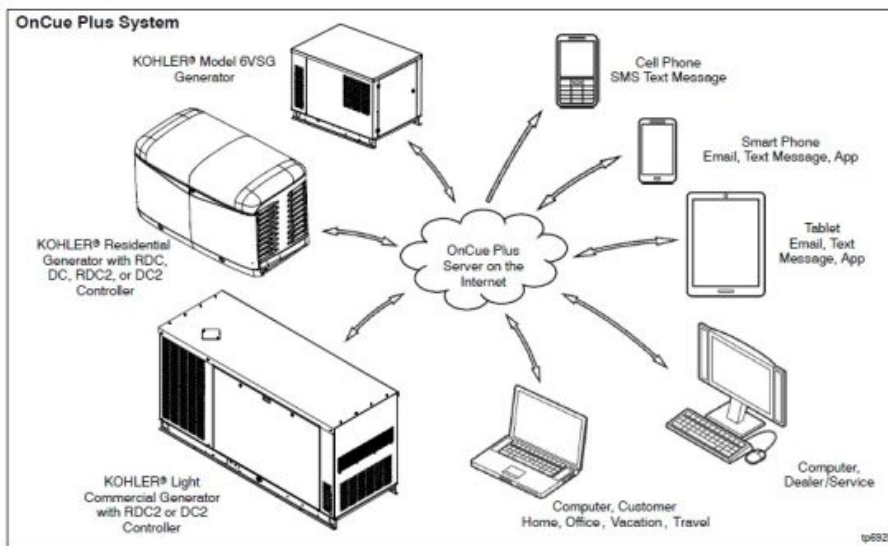
Remote Control/Home Automation

Generator Set

- Start/stop exercises remotely
- Manage exercise interval, duration and mode

Programmable Interface Module (PIM)]

- Allows remote control of appliances and other electrical devices in your home
- Use your PC or mobile device to turn your lights or appliances on and off from any location with Internet access
- The generator does not need to be running in order to use OnCue Plus for remote control of circuits connected to the PIM.



OnCuer Plus System Kit

Included with every Residential and Light Commercial generator set that is equipped with the RDC2 or VSG controller.

- Activation code decal
- Ethernet connector
- User manual
- Technical Manual

OnCuer Plus Wireless Kit


Optional kit provides wireless connectivity between the generator controller and the homeowner's router.

- Wireless bridges (quantity 2)
- AC power over Ethernet port
- DC power over Ethernet port
- DC power cable
- Ethernet cables (quantity 2 for power over Ethernet connection to wireless bridges)
- Installation instructions with connection diagrams

Availability is subject to change without notice. Kohler Co. reserves the right to change the design or specifications without notice and without any obligation or liability whatsoever. Contact your local Kohler generator distributor for availability.

Read More About This Manual & Download PDF:

Documents / Resources

	<p>KOHLER G6-179 OnCue Plus Generator Management System [pdf] Instruction Manual G6-179 OnCue Plus Generator Management System, G6-179, OnCue Plus Generator Management System</p>
---	---

References

- [a Amazon.com. Spend less. Smile more.](#)
- [K Kohler Energy | Cleaner Energy Solutions for individuals, businesses and communities](#)