




## kogan KAKBBT24PTA Bluetooth & 2.4GHZ Dual Mode Portable Keyboard User Guide

[Home](#) » [Kogan](#) » kogan KAKBBT24PTA Bluetooth & 2.4GHZ Dual Mode Portable Keyboard User Guide 

kogan KAKBBT24PTA Bluetooth & 2.4GHZ Dual Mode Portable Keyboard User Guide



### Contents

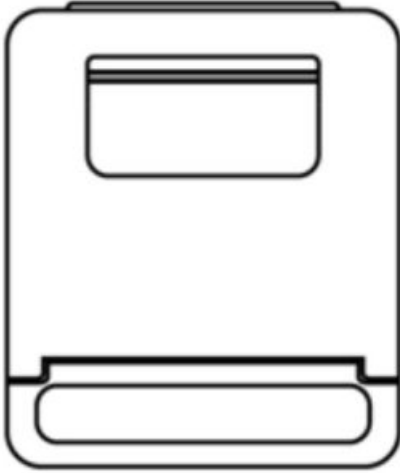
- [1 COMPONENTS](#)
- [2 INSTALLATION](#)
- [3 2.4G WIRELESS CONNECTION](#)
- [4 BLUETOOTH CONNECTION](#)
- [5 OPERATION](#)
  - [5.1 Quick-function Buttons](#)
- [6 SPECIFICATIONS](#)
- [7 Customer Support](#)
- [8 Documents / Resources](#)
- [9 Related Posts](#)

## COMPONENTS

- Wireless keyboard



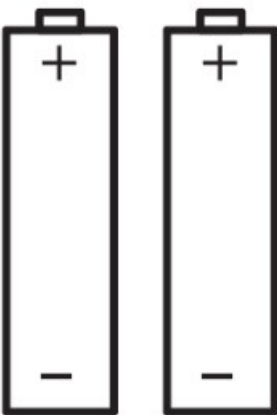
- Stand




- USB receiver (inside keyboard)



- AAA alkaline battery (x2)



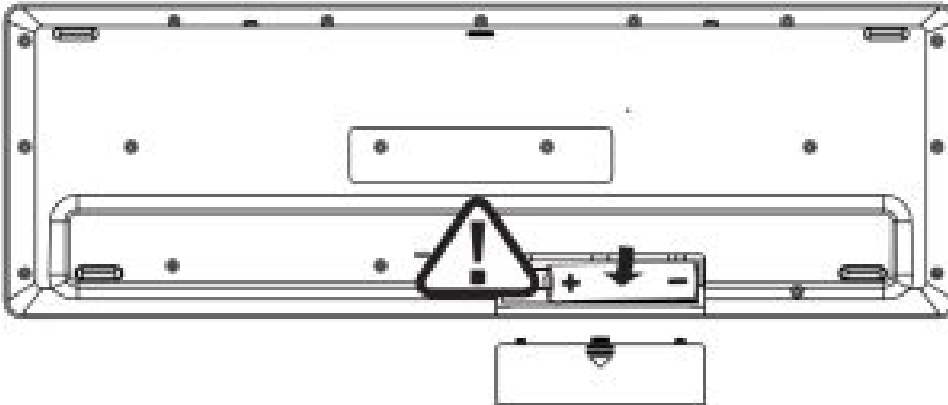
- User guide



## INSTALLATION


### Step 1:

- Open the battery compartments on the keyboard.
- Insert x2 AAA batteries paying attention to orientation of the polarity symbols ( + , - ).



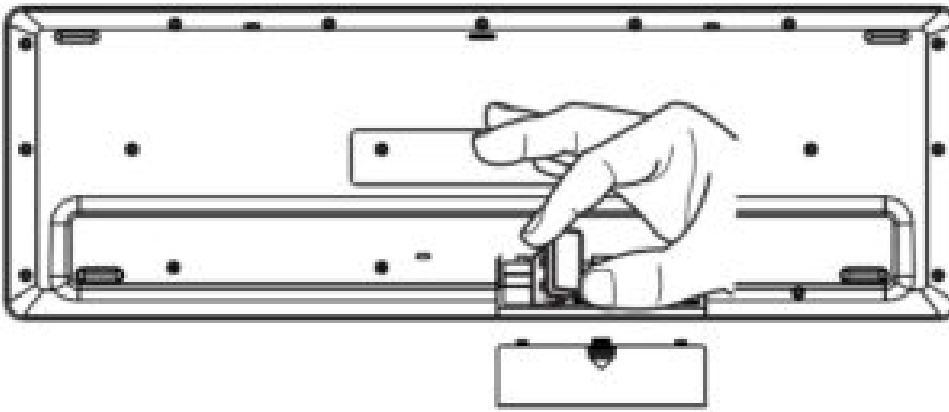
### Step 2:

Turn on the power switch.

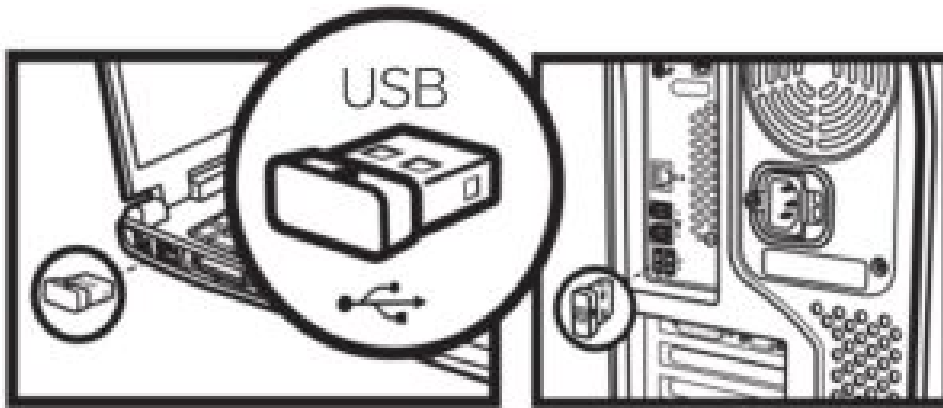


## 2.4G WIRELESS CONNECTION

- Remove the USB receiver from the battery compartment.



- Plug the USB receiver into a USB port on your computer.



The keyboard's default factory setting is 2.4G wireless mode (The 2.4G keyboard indicator lights up in white). When the connection is successful, the indicator will go turn off.


**Note:**

It may take a few minutes for the keyboard to be usable as required drivers may automatically install to facilitate usage.

## BLUETOOTH CONNECTION

**Windows:**

1. Press and hold the BT1 button on the keyboard for 3-5 seconds until the white light begins to flash rapidly.
2. Ensure that computer supports Bluetooth and is turn on.
3. select Start > Settings > Devices > Bluetooth & other devices > Add Bluetooth or other device > Bluetooth
4. Search for "BT 3.0 Keyboard" or "BT5.0 KB" and click to pair your keyboard.
5. The keyboard is now connected and can be used normally.




**Note:**

Bluetooth 3.0 supports Windows XP/7/8/10 and MacOS 10.14. Bluetooth 5.0 supports Windows 8/10 Mac10.14

**MacOS:**


1. Press and hold the BT2 button on the keyboard for 3-5 seconds until the white light begins to flash rapidly.
2. Ensure that computer supports Bluetooth and is turn on.
3. Open "System Preferences"
4. Search for "BT 3.0 Keyboard" or "BT5.0 KB" and click to pair your keyboard.
5. The keyboard is now connected and can be used normally.

**Note:**

Bluetooth 3.0 supports Windows XP/7/8/10 and MacOS 10.14. Bluetooth 5.0 supports Windows 8/10 Mac10.14


**iOS:**

1. Press and hold the BT1 button on the keyboard for 3-5 seconds until the white light begins to flash rapidly.
2. Ensure that iOS device supports Bluetooth and is turn on.
3. On you iOS device open "Settings".
4. Select "General>Bluetooth".
5. Search for "BT 3.0 Keyboard" or "BT5.0 KB" and click to pair your keyboard.
6. The keyboard is now connected and can be used normally.

**Android:**

1. Press and hold the BT1 button on the keyboard for 3-5 seconds until the white light begins to flash rapidly.
2. Ensure that Android device supports Bluetooth and is turn on.
3. On you Android device open "Settings".
4. Select "Bluetooth".

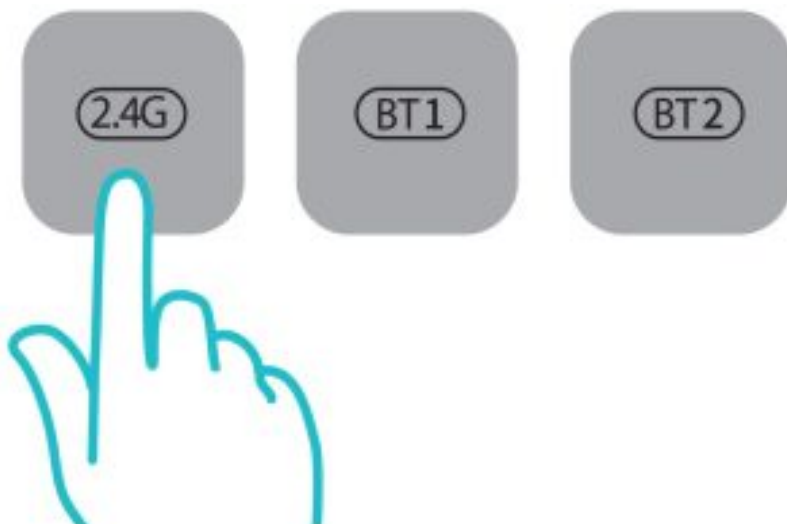
5. Search for “BT 3.0 Keyboard” or “BT5.0 KB” and click to pair your keyboard.
6. The keyboard is now connected and can be used normally.




## OPERATION

This keyboard features 3 channels. (2.4G, BT1 & BT2) allowing it to be paired to up 3 different devices simultaneously. Once all your devices are connected you can easily switch between them:

1. Press the corresponding channel button for 1 second.



2. The indicator will illuminate for 3 seconds and then turn off.
3. The keyboard is now ready to be used.



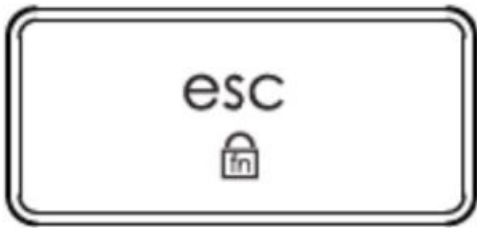
## Low Battery



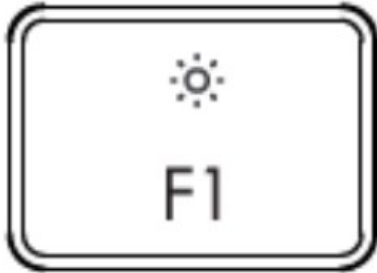
When the battery power is too low, the battery symbol will flash red. The battery will need to be replaced.

## Quick-function Buttons

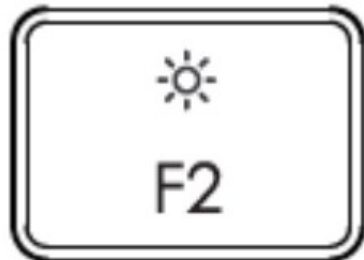
- Function lock switch F1- F12 and multimedia



- Increase brightness



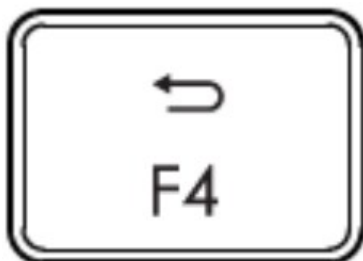
- Reduce brightness



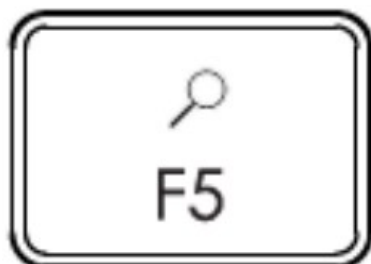
- Mission control



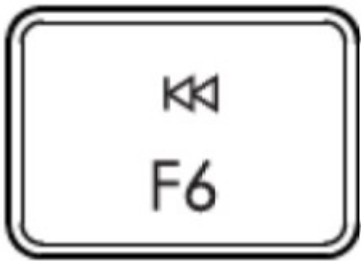
- Return



- Search



- Previous track



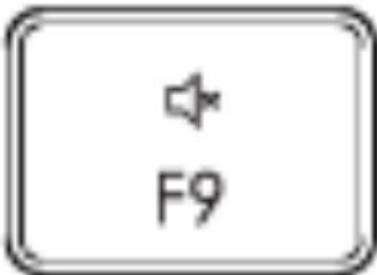
- Play/Pause



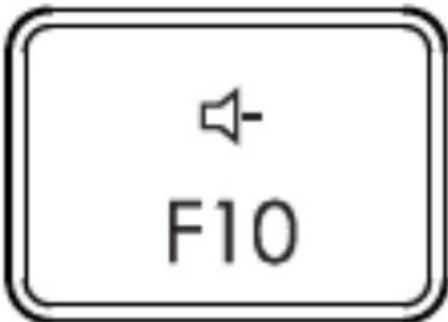
- Next track



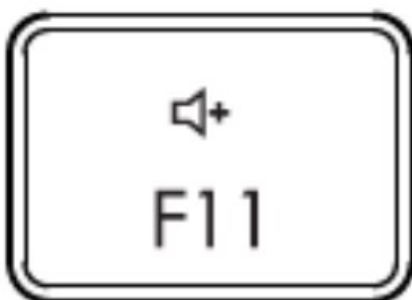
- Mute



- Volume up



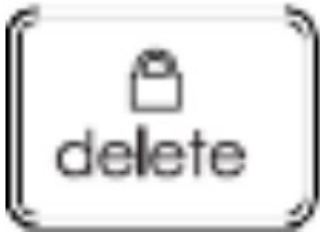
- Volume down



- Input method switch



- Sleep (only available in Windows)



Before using the quick-function buttons ensure you have switched the keyboard to the correct operating system otherwise they will not operate correctly.

To switch operating systems, press the following buttons simultaneously:

- **iOS:** Press “fn + i”
- **MacOS:** Press “fn + O”
- **Windows:** Press “fn + P”

By default, the quick-function buttons will be active. To access the standard function buttons (F1-F12) press the “**esc + fn**” buttons simultaneously.

To revert back to the quick-function buttons press the “**esc + fn**” buttons simultaneously again.



## SPECIFICATIONS

- **Wireless data transmission:** 2Mbps
- **Frequency:** 2403MHZ- 2480MHZ
- **Working voltage:** 3V
- **Size:** 435x143x26.41mm
- **Weight:** 497.0 ± 10g

## Connection System Support

- 2.4G
- Bluetooth 3.0 System Support XP Windows 7/8/10 Mac10.14

- Bluetooth 5.0 System Support Windows 8/10 Mac10.14

## 2.4G Wireless Connection

- **Working current:**  $2.0 \pm 0.5\text{mA}$
- **Standby current (3 seconds pause):**  $0.01\text{mA}$
- **Transmission distance:** 20m

## Bluetooth Connection

- **Working current:**  $2.0 \pm 0.5\text{mA}$
- **Standby current (3 seconds pause):**  $0.15\text{mA}$
- **Transmission distance:** 10m


## Customer Support

### Need more information?

We hope that this user guide has given you the assistance needed for a simple set-up. For the most up-to-date guide for your product, as well as any additional assistance you may require, head online to [help.kogan.com](http://help.kogan.com)

[kogan.com](http://kogan.com)

## Documents / Resources

	<p><a href="#">kogan KAKBBT24PTA Bluetooth &amp; 2.4GHZ Dual Mode Portable Keyboard</a> [pdf] User Guide</p> <p>KAKBBT24PTA, Bluetooth 2.4GHZ Dual Mode Portable Keyboard</p>
---	---