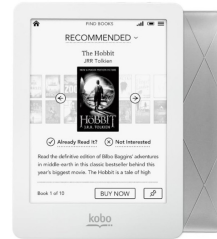


Koboglo N613 KBO P Illuminated e Reader



Koboglo N613-KBO-P Illuminated e Reader Instruction Manual

[Home](#) » [Koboglo](#) » Koboglo N613-KBO-P Illuminated e Reader Instruction Manual 

Contents

- 1 Koboglo N613-KBO-P Illuminated e Reader
- 2 Product Information
- 3 Product Usage Instructions
- 4 OVERVIEW
- 5 QUICK START GUIDE
- 6 Documents / Resources
 - 6.1 References

koboglo

Koboglo N613-KBO-P Illuminated e Reader



Product Information

Specifications

- **Brand:** Kobo
- **Model:** [Model Name]
- **Dimensions:** [Dimensions]
- **Weight:** [Weight]
- **Color:** [Color]
- **Storage Capacity:** [Storage Capacity]
- **Battery Life:** [Battery Life]
- **Display:** [Display Size and Type]
- **Connectivity:** [Connectivity Options]

Product Usage Instructions

Getting Started

To start using your Kobo [Model Name], follow these steps:

1. Charge the device using the provided USB cable and power adapter. Connect the cable to the device's charging port and plug the adapter into a power outlet.
2. Press and hold the power button until the device turns on.
3. Follow the on-screen instructions to set up your device, including language selection, Wi-Fi connection, and Kobo account login.

Navigation

The Kobo [Model Name] features a touch screen for easy navigation. Here are some basic navigation tips:

- To turn pages, swipe or tap on the right side of the screen to go forward, and swipe or tap on the left side to go back.
- To access the main menu, tap on the top of the screen to reveal the menu bar, and then tap on the menu icon.
- To adjust settings, go to the main menu and select “Settings.”

Reading eBooks

Follow these steps to read eBooks on your Kobo [Model Name]:

1. From the main menu, select “Library” to access your eBook collection.
2. Tap on the desired eBook cover to open it.
3. Swipe or tap on the right side of the screen to turn pages forward, and swipe or tap on the left side to go back.
4. To access additional reading options, tap on the center of the screen to reveal the toolbar.

Customization

You can customize your Kobo [Model Name] to suit your preferences. Here are some customization options:

- To change font size, style, or alignment, tap on the center of the screen while reading an eBook, and then tap on the “Aa” icon.
- To adjust brightness, go to the main menu, select “Settings,” and then choose “Display & Brightness.”
- To set up reading preferences like bookmarks and highlights, go to the main menu and select “Reading Settings.”

Frequently Asked Questions (FAQ)

• Q1: How do I transfer eBooks to my Kobo [Model Name]?

A1: You can transfer eBooks to your Kobo [Model Name] by connecting it to your computer using the provided USB cable. Once connected, you can drag and drop compatible eBook files from your computer to the device.

• Q2: Can I read PDF files on my Kobo [Model Name]?

A2: Yes, the Kobo [Model Name] supports PDF files. You can transfer PDF files to your device and read them using the built-in eBook reader.

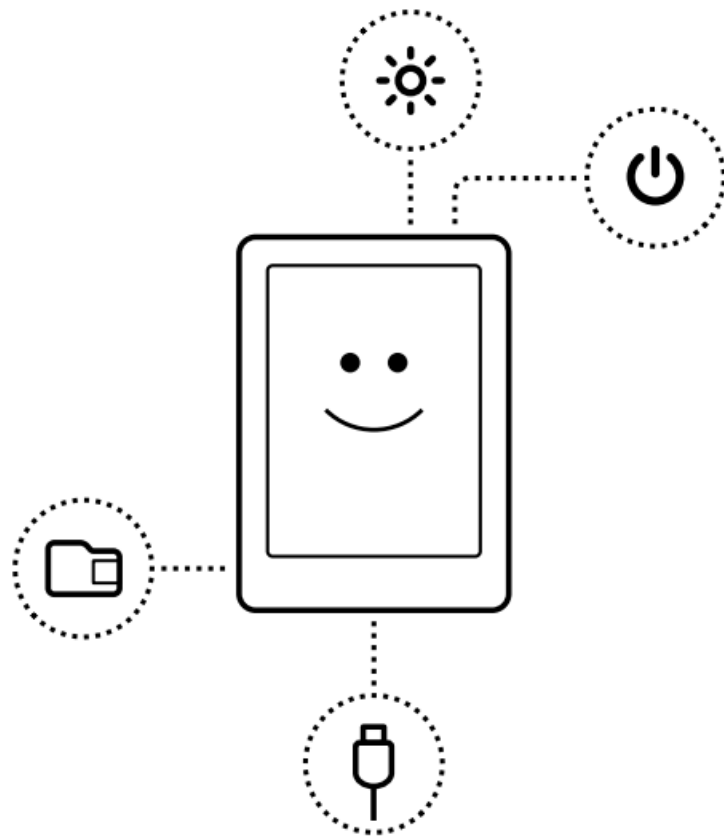
• Q3: How long does the battery last on the Kobo [Model Name]?

A3: The battery life of the Kobo [Model Name] can vary depending on usage, but it typically lasts for [Battery Life].

• Q4: Can I connect my Kobo [Model Name] to Wi-Fi?

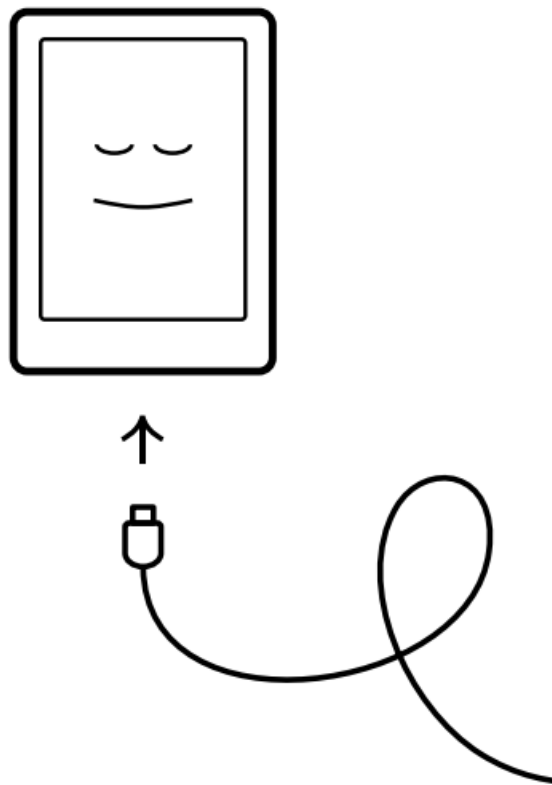
A4: Yes, the Kobo [Model Name] has built-in Wi-Fi connectivity. You can connect to a Wi-Fi network to download eBooks, sync your reading progress, and access online features.

OVERVIEW

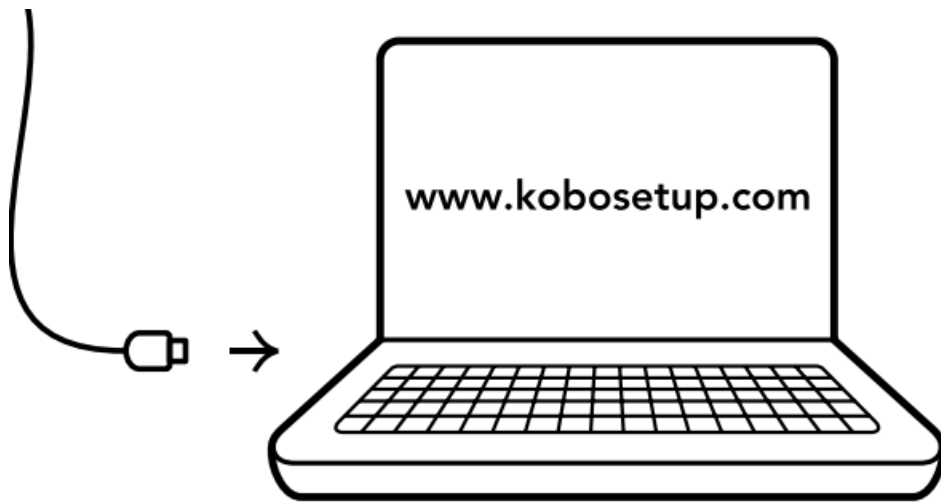


QUICK START GUIDE

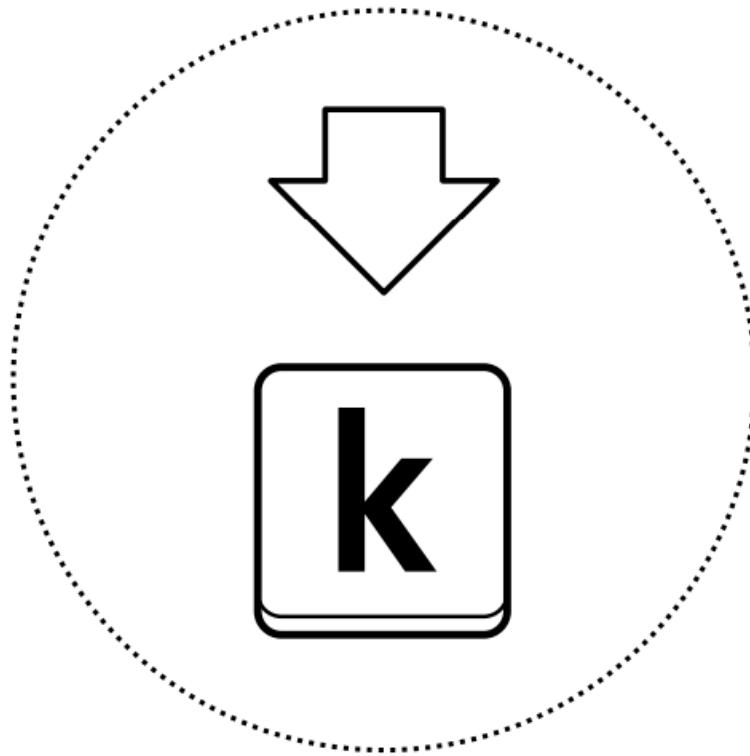
1. Plug your eReader into your computer.




2. Use a browser to visit www.kobosetup.com.




3. Download and install Kobo Desktop.




4. Start Kobo Desktop to finish setup.




5. Charge by connecting to your computer.



6.  Use the ComfortLight to read at night.




7. Eject your eReader before unplugging it.



kobo.com/help

©2012 Kobo Inc. All rights reserved. Kobo™, Kobo Glo and the Kobo logo are trademarks of Kobo Inc. Kobo Inc., 135 Liberty Street, Suite 101, Toronto, Ontario, M6K 1A7, Canada.



[Koboglo N613-KBO-P Illuminated e Reader](#) [pdf] Instruction Manual
N613-KBO-P Illuminated e Reader, N613-KBO-P, Illuminated e Reader, Reader

References

- [Manual-Hub.com - Free PDF manuals!](#)
- [User Manual](#)

Manuals+, Privacy Policy

This website is an independent publication and is neither affiliated with nor endorsed by any of the trademark owners. The "Bluetooth®" word mark and logos are registered trademarks owned by Bluetooth SIG, Inc. The "Wi-Fi®" word mark and logos are registered trademarks owned by the Wi-Fi Alliance. Any use of these marks on this website does not imply any affiliation with or endorsement.