



knog Blinder Sqaure Front Light User Guide

[Home](#) » [knog](#) » knog Blinder Sqaure Front Light User Guide 

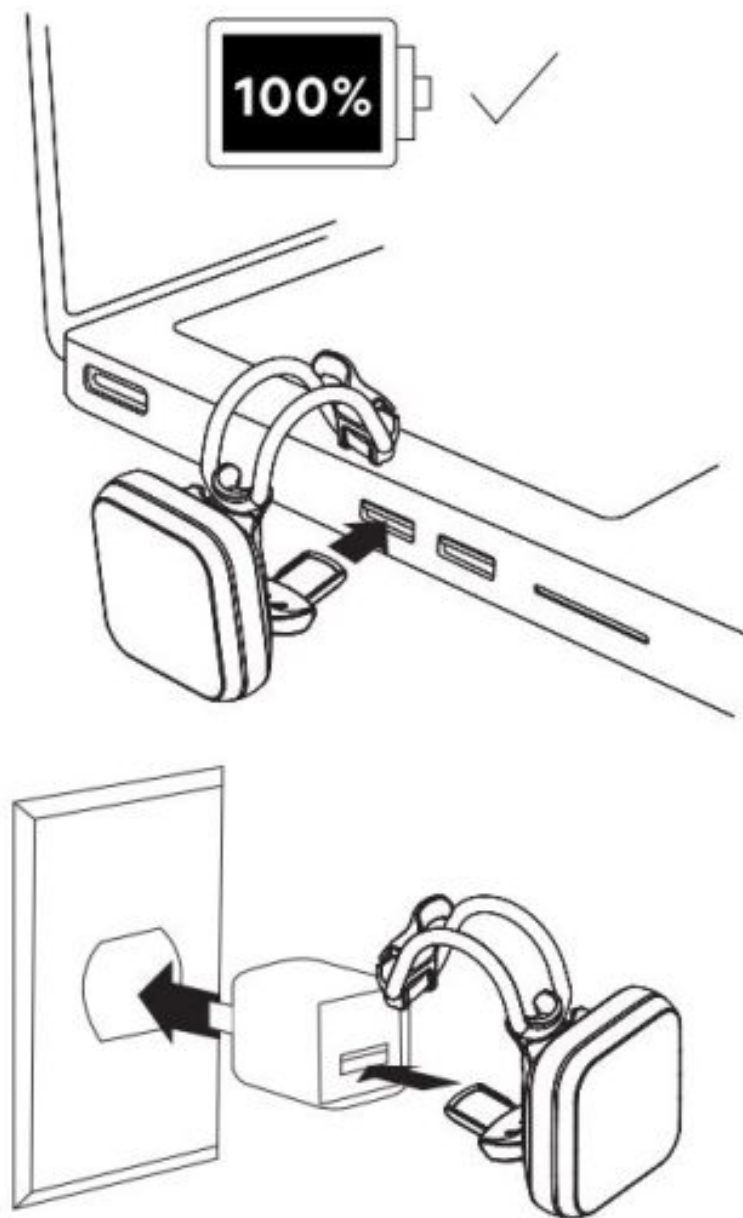


Contents

- [1 knog Blinder Sqaure Front Light User Guide](#)
- [2 BEFORE FIRST USE](#)
- [3 INTERFACE](#)
- [4 FITMENT](#)
- [5 INTERCHANGEABLE STRAP](#)
- [6 MOUNTING](#)
- [7 THE RANGE](#)
- [8 WARRANTY INFORMATION](#)
- [9 Documents / Resources](#)
- [10 Related Posts](#)

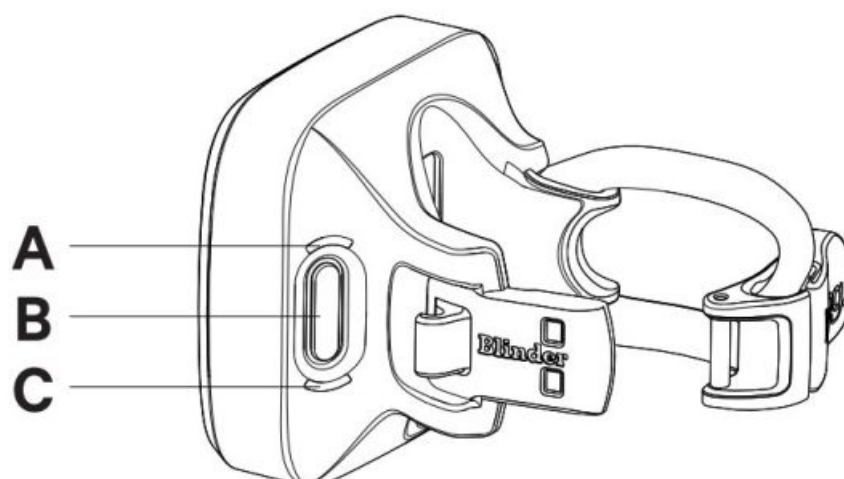


BEFORE FIRST USE



USB Plug

INTERFACE

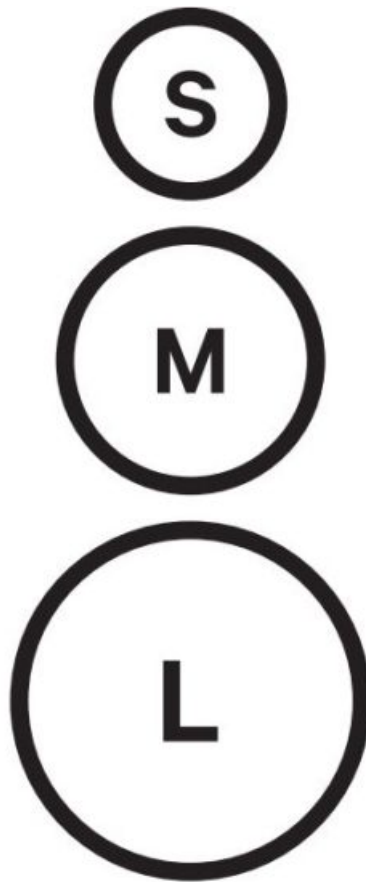


- A. LOW BATTERY INDICATOR
- B. POWER/MODE SWITCH
- C. RECHARGE INDICATOR

LONG PRESS B TO TURN LIGHT ON/OFF SHORT PRESS B TO CYCLE MODES

FITMENT

3 STRAP SIZES INCLUDED



BLINDERS COME PRE-FITTED TO CLASP WITH MEDIUM STRAP

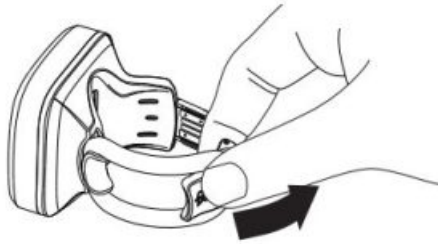
INTERCHANGEABLE STRAP



Stretch strap to fit clasp

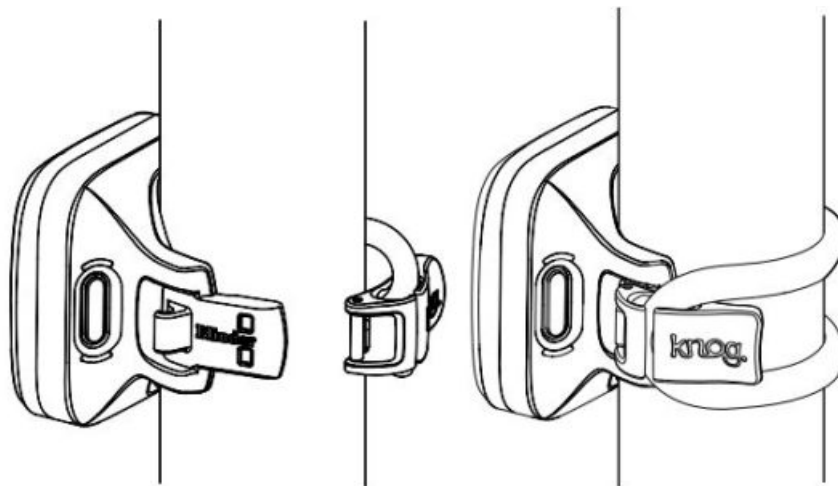


Place strap end over hook




Pull strap toward the light body

MOUNTING



1. Pull silicone strap around bar
2. Engage latch into hook

THE RANGE



The Blinder range is available in front and rear lights.

WARRANTY INFORMATION

This light is guaranteed for 2 years against manufacturing defects only.

The battery is guaranteed for 6 months against manufacturing defects only. See the website for more details.

For more information go to [KNOG.COM](https://www.knog.com)

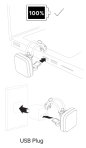
Read More About This Manual & Download PDF:

Documents / Resources



BLINDER QUICK START GUIDE

RECHARGE BEFORE FIRST USE



INTERFACE



A. LOW BATTERY INDICATOR
B. POWER/MODE SWITCH
C. RECHARGE INDICATOR

LONG PRESS B TO TURN LIGHT ON/OFF
SHORT PRESS B TO CYCLE MODES

FITMENT

3 STRAP SIZES INCLUDED



BLINDERS COME PRE-FITTED
TO CLASP WITH MEDIUM STRAP

INTERCHANGEABLE STRAP



Stretch strap to fit clasp



Place strap end over hook




Pull strap toward the light body

MOUNTING



1. Pull silicone strap around bar
2. Engage latch into hook

THE RANGE



The Blinder range is available
in front and rear lights

WARRANTY INFORMATION

This light is guaranteed for 2
years against manufacturing de-
fects only.

The battery is guaranteed for 6
months against manufacturing
defects only. See the website for
more details.

For more information go to
KNOG.COM

[knog Blinder Sqaure Front Light](#) [pdf] User Guide
Blinder Sqaure Front Light