



[Home](#) » [Kmart](#) » **kmart RC Lizard Instruction Manual** 

Contents [[hide](#)]

- [1 kmart RC Lizard](#)
- [2 BATTERY INSTALLATION](#)
- [3 REMOTE CONTROL](#)
- [4 HOW TO ASSEMBLE THE LIZARD'S TAIL](#)
- [5 HOW TO USE](#)
- [6 CUSTOMER SERVICE](#)
- [7 Documents / Resources](#)
 - [7.1 References](#)



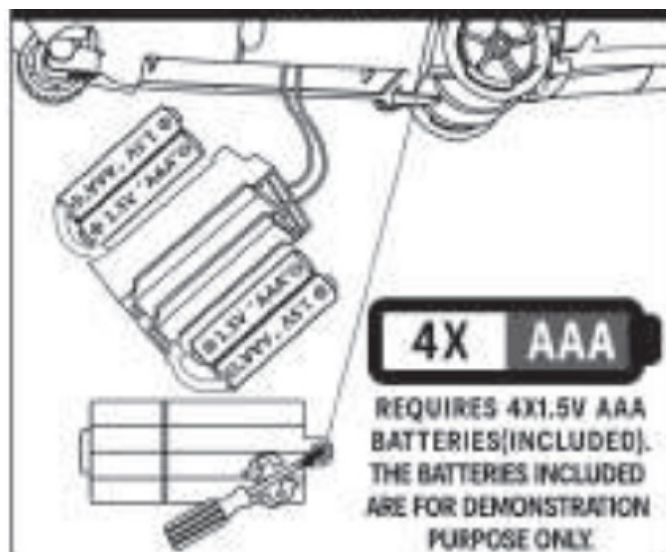
kmart RC Lizard



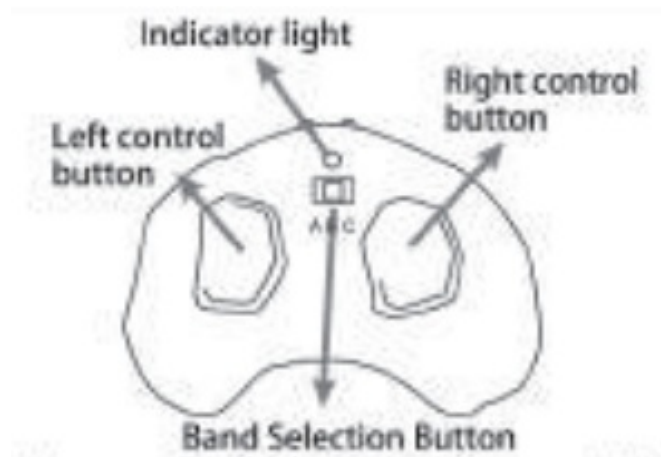
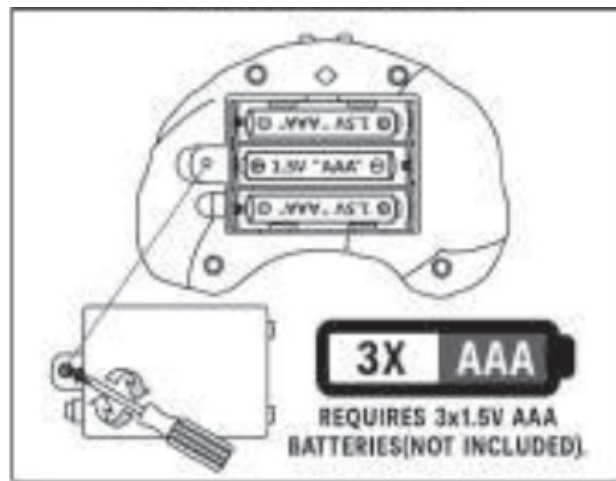
BATTERY INSTALLATION

1. Open the battery compartment.
2. Insert batteries into the correct + and – polarities.
3. Close the cover.

LIZARD

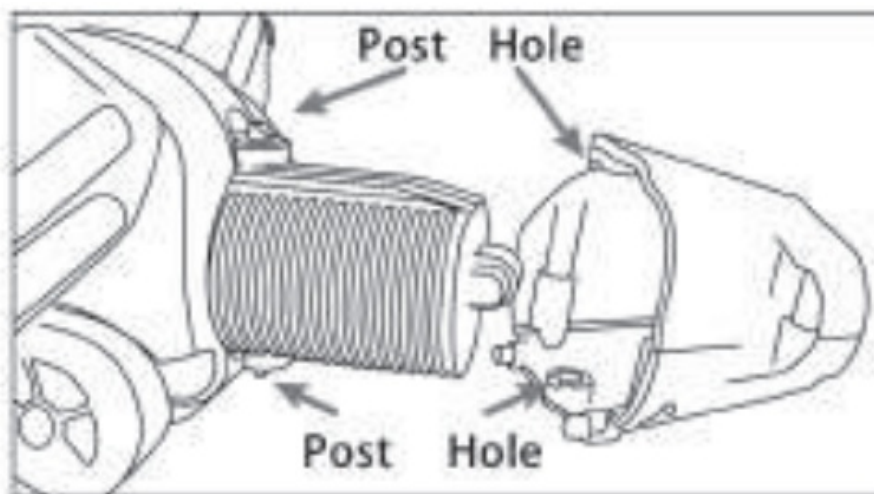


REMOTE CONTROL



(Players can choose battery band A, B, or C to control the lizard if playing with other people together. Please choose the band first. and then turn the Pair one by one by to make sure the players are in different bands

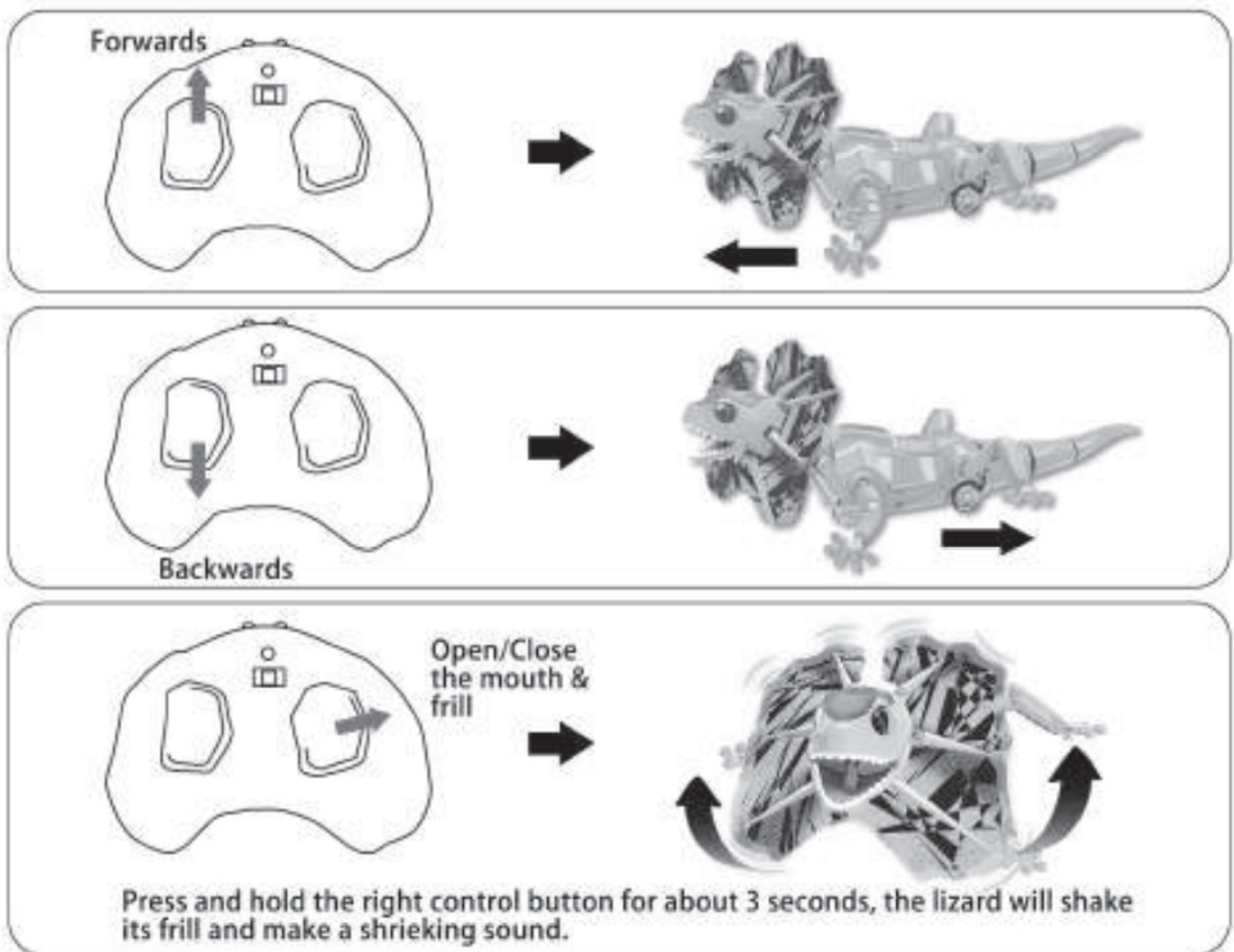
HOW TO ASSEMBLE THE LIZARD'S TAIL



HOW TO USE

1. Turn on the lizard, and then turn on the transmitter.

2. Press the control button of the transmitter to pair to the lizard.
3. When the lizard is functioning, that means the pairing has been successful.



WARNING: BATTERIES ARE TO BE INSERTED WITH THE CORRECT POLARITY (+ AND -). DO NOT MIX DIFFERENT TYPES OF BATTERIES OR NEW AND USED BATTERIES. NON-RECHARGEABLE BATTERIES ARE NOT TO BE RECHARGED. RECHARGEABLE BATTERIES ARE ONLY TO BE CHARGED UNDER ADULT SUPERVISION. RECHARGEABLE BATTERIES ARE TO BE REMOVED FROM THE TOY BEFORE BEING CHARGED. THE SUPPLY TERMINALS ARE NOT TO BE SHORT-CIRCUITED. REMOVE BATTERIES FROM THE TOY NOT IN USE FOR AN EXTENDED TIME OR WHEN BATTERIES BECOME EXHAUSTED. BATTERY INSTALLATION BY AN ADULT IS REQUIRED. DISPOSE OF BATTERIES RESPONSIBLY. DO NOT DISPOSE OF IN FIRE.

ADULT ASSEMBLY REQUIRED.

PRODUCT MAY VARY SLIGHTLY FROM IMAGE SHOWN. READ THE INSTRUCTIONS

BEFORE OPERATING THE PRODUCT. PLEASE KEEP THE PACKAGING AND INSTRUCTION MANUAL FOR FUTURE REFERENCE.


WARNING: CHOKING HAZARD NAIL cHKtfifN ut0ER 3 REASONS. REMOVE ALL PLASTIC FASTENERS BEFORE THIS TOY TO A YC/JR CHILD,

WARNING: THIS TOY PRODUCES FLASHES THAT TRIGGER EPILEPSY IN SENSITISED Individuals

CUSTOMER SERVICE

Kmart AU: 800 124 125
Kmart NZ: O800 945 995
target AU:1300 753 557

Documents / Resources

	kmart RC Lizard [pdf] Instruction Manual RC Lizard, RC, Lizard
---	---

References

- [User Manual](#)

📁 Kmart, Lizard, RC, RC

📁 Kmart Lizard

Leave a comment

Your email address will not be published. Required fields are marked *

Comment *

Name

Email

Website

☐ Save my name, email, and website in this browser for the next time I comment.

Post Comment

Search:

e.g. whirlpool wrf535swhz

Search

[Manuals+](#) | [Upload](#) | [Deep Search](#) | [Privacy Policy](#) | [@manuals.plus](#) | [YouTube](#)

This website is an independent publication and is neither affiliated with nor endorsed by any of the trademark owners. The "Bluetooth®" word mark and logos are registered trademarks owned by Bluetooth SIG, Inc. The "Wi-Fi®" word mark and logos are registered trademarks owned by the Wi-Fi Alliance. Any use of these marks on this website does not imply any affiliation with or endorsement.