



Kmart Mirrored Portable Re-Chargeable Lamp Instruction Manual

[Home](#) » [Kmart](#) » Kmart Mirrored Portable Re-Chargeable Lamp Instruction Manual 

Kmart Mirrored Portable Re-Chargeable Lamp Instruction Manual



Contents

- [1 IMPORTANT SAFETY INSTRUCTIONS:](#)
- [2 INSTRUCTIONS:](#)
- [3 12 Month Warranty](#)
- [4 Documents / Resources](#)
 - [4.1 References](#)
- [5 Related Posts](#)

IMPORTANT SAFETY INSTRUCTIONS:

The following safety precautions should always be followed, to reduce the risk of electric shock, personal injury or fire. It is important to read all these instructions carefully before using the product, and to save them for future reference or new users.

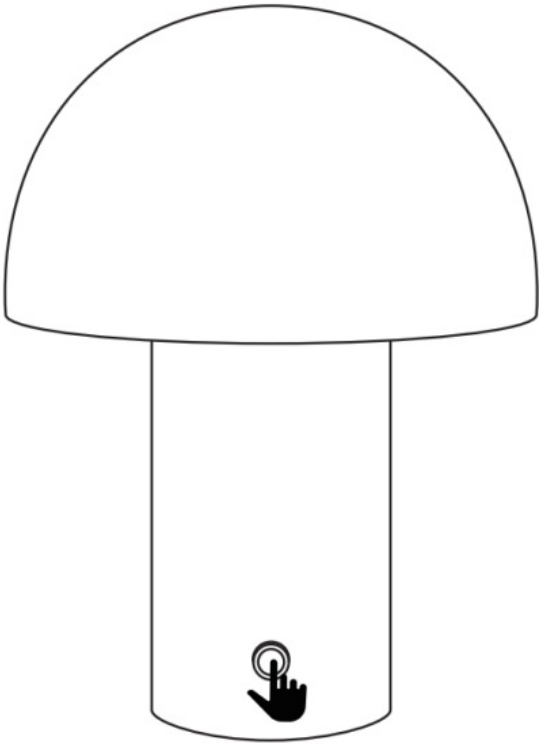
WARNING:

Before using the product, please read this manual carefully.

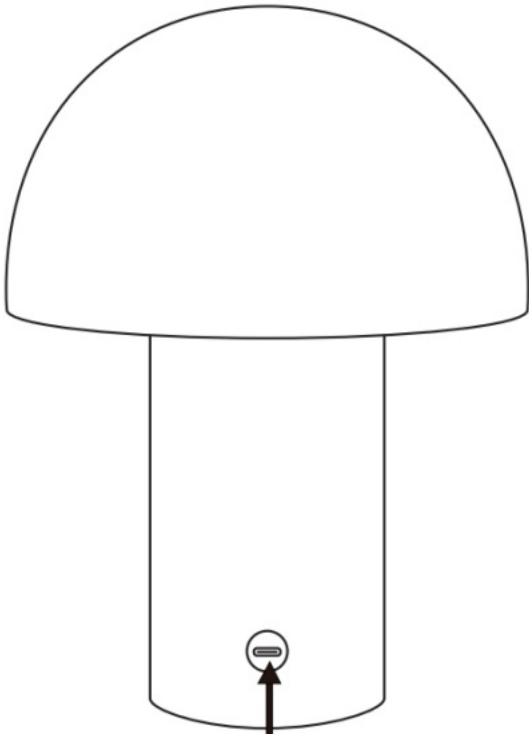
1. Children must not use this product without adult supervision.
2. Do not expose the product to fire or high temperatures over 45°C.
3. Keep away from water, liquids, or wet areas. Do not soak in water or liquid.
4. Use a dry cloth to clean this product. Do not use chemicals on this product.
5. Make sure the product has plenty of ventilation during charging.
6. Do not try to repair or disassemble this product.
7. When product is not in use, make sure it is correctly turned off and stored in a cool dry place.
8. When disposing of this product. Do so responsibly following local government requirements.
9. This device is designed for household use only. It is not suitable for commercial use.
10. LED's are not replaceable. When it reaches its end of life, the whole light shall be replaced.
11. The rechargeable battery is permanently built into the product and cannot be replaced.
12. Never charge the rechargeable battery of the product unattended.
13. If the product shows damages, it shall be destroyed.
14. Only charge the product with an approved and suitable USB charger that complies with the requirements of the relevant standards.
15. When disposing the product, please consult an electrician or your retailer to remove and dispose the built-in batteries in an environmentally friendly manner.
16. Use provided charging cable to charge the product only.
17. For non-replaceable light sources: "The light source of this luminary is not replaceable; when the light source reaches its end of life the whole luminary shall be replaced".
18. When the surface glass pcs of the lamp is missing or broken please find the glass and throw it away.

WARNING: READ AND FOLLOW ALL ABOVE INSTRUCTIONS CAREFULLY. DO NOT DROP OR APPLY EXCESSIVE FORCE TO THIS PRODUCT. DO NOT EXPOSE TO HIGH TEMPERATURES. IMPROPER USE OR HANDLING OF THIS PRODUCT MAY RESULT IN FIRE OR EXPLOSION CAUSING SERIOUS INJURY OR PROPERTY DAMAGE.

- TOUCH ON/OFF

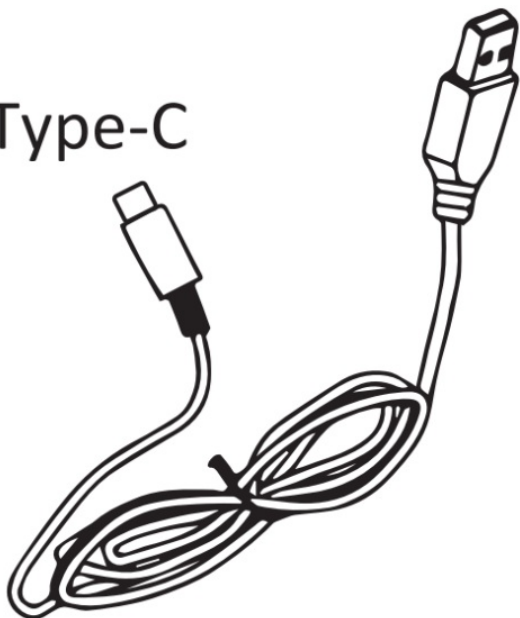


- Type-C charge



- **USB INPUT:** DC 5V 2A 10W

Type-C



INSTRUCTIONS:

1. Use provided charging cable to fully charge the unit before use.
2. LED indicator will be red colour during charging and after fully charged, it become green colour.
3. Plug off USB cable after fully charged (LED indicator changed to green colour).
4. Touch the power on/off switch to switching unit on and off. Touch control with 3 brightness levels.
5. If the light become dim or unstable, you may need to recharge the unit.
6. Fully charging time is 4 hours approx.. operation time is 8 hours approx. after battery fully charged.

12 Month Warranty



Thank you for your purchase.

Your new product is warrantied to be free from defects in materials and workmanship for the period stated above, from the date of purchase, provided that the product is used in accordance with accompanying recommendations or instructions where provided. This warranty is in addition to your rights under the Australian Consumer Law. For New Zealand customers, this warranty is in addition to statutory rights observed under New Zealand legislation.

We will provide you with your choice of a refund, repair (where possible) or exchange (availability dependent) for this product if it becomes defective within the warranty period. The business will bear the reasonable expense of claiming the warranty.

This warranty will no longer apply where the defect is a result of alteration, accident, misuse, abuse or neglect.

Please retain your receipt as proof of purchase and contact our Customer Service Centre as listed below, for the entity you purchased this product from, for any difficulties with your product. Warranty claims and claims for expense incurred in returning this product can be addressed to the respective Customer Service Centre.

Our goods come with guarantees that cannot be excluded under the Australian Consumer Law. You are entitled to

a replacement or refund for a major failure and compensation for any other reasonably foreseeable loss or damage. You are also entitled to have the goods repaired or replaced if the goods fail to be of acceptable quality and the failure does not amount to a major failure.

Contact for Kmart purchases	Contact for Target purchases
Kmart Australia Ltd. C/- Customer Service Centre 690 Spring vale Road, Mus grave Vic 3170 Customer Service: 1800 124 125 (Australia) or 0800 945 995 (New Zealand) or via Customer Help at kmart.com.au	Target Australia Pty Ltd C/- Customer Service Centre 2 Kendall Street, Williams Landing, Vic, 3027 Customer Service: 1300 753 567 or via Customer Help at target.com.au/help/contact-us



Documents / Resources

	Kmart Mirrored Portable Re-Chargeable Lamp [pdf] Instruction Manual Mirrored Portable Re-Chargeable Lamp, Portable Re-Chargeable Lamp, Re-Chargeable Lamp, Lamp
---	--

References

- [User Manual](#)

[Manuals+](#), [Privacy Policy](#)

This website is an independent publication and is neither affiliated with nor endorsed by any of the trademark owners. The "Bluetooth®" word mark and logos are registered trademarks owned by Bluetooth SIG, Inc. The "Wi-Fi®" word mark and logos are registered trademarks owned by the Wi-Fi Alliance. Any use of these marks on this website does not imply any affiliation with or endorsement.