



## Kmart 43267026 Hamptons Bookshelf Instruction Manual

[Home](#) » [Kmart](#) » Kmart 43267026 Hamptons Bookshelf Instruction Manual 



### 43267026 Hamptons Bookshelf Instruction Manual

#### Contents

- [1 Assembly Instructions](#)
- [2 Documents / Resources](#)

### Assembly Instructions

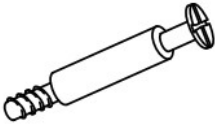









#### 43267026 HAMPTONS BOOKSHELF

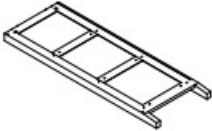




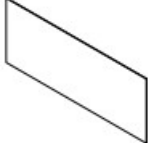

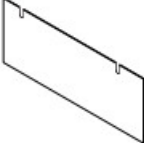



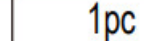
**CARE INSTRUCTIONS:** WIPE CLEAN WITH A SOFT CLOTH. NEVER USE SCOURERS, ABRASIVES OR CHEMICAL SOLVENTS. KEEP AWAY FROM MOISTURE AND DIRECT SUNLIGHT. STORE IN A DRY PLACE FOR INDOOR USE ONLY.

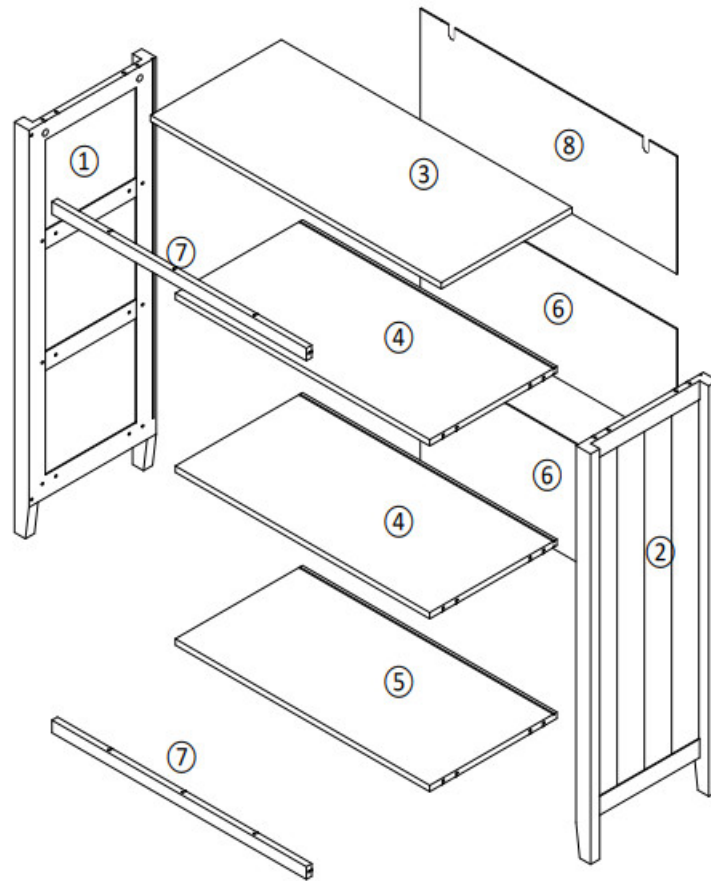
**WARNING:** DO NOT STAND, SIT OR LEAN ON THE UNIT. DO NOT USE THIS UNIT AS A STEP LADDER. ENSURE THIS UNIT IS USED ONLY ON A FLAT SURFACE.


DO NOT USE THIS UNIT UNLESS ALL BOLTS AND SCREWS ARE FIRMLY SECURED. DO NOT PLACE HOT OBJECTS SUCH AS COFFEE CUPS DIRECTLY ON THE SURFACE OF THIS FURNITURE ITEM. THIS ITEM IS FOR STORAGE PURPOSE ONLY. CONTAINS SMALL PARTS. IT IS TO BE ASSEMBLED BY AN ADULT. FAILURE TO FOLLOW THESE WARNINGS COULD RESULT IN SERIOUS INJURY.

**MAXIMUM SAFE LOAD: TOP 15KGS, SHELF 10KGS/LAYER.**

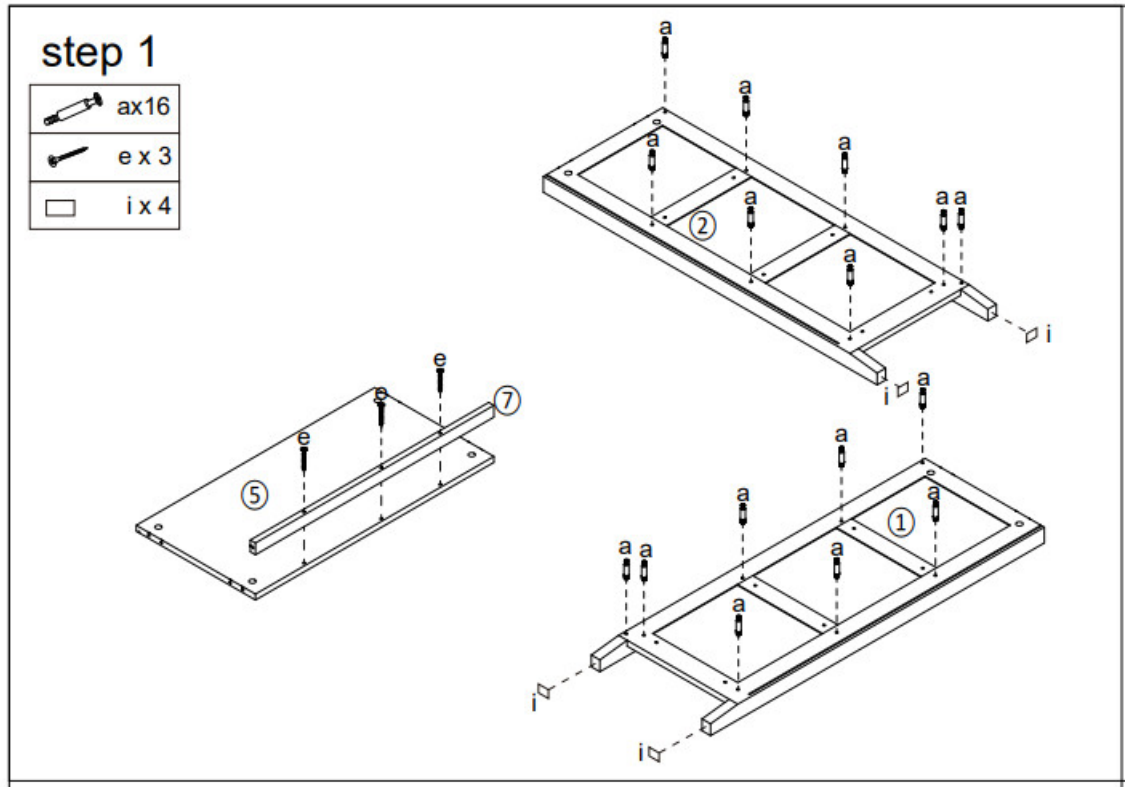
	a
	b
	d
	e
	f
	g
	
	h
	
	i

			
①	1pc	②	1pc
			
⑤	1pc	⑥	2pcs
			
⑦	2pcs	⑧	1pc





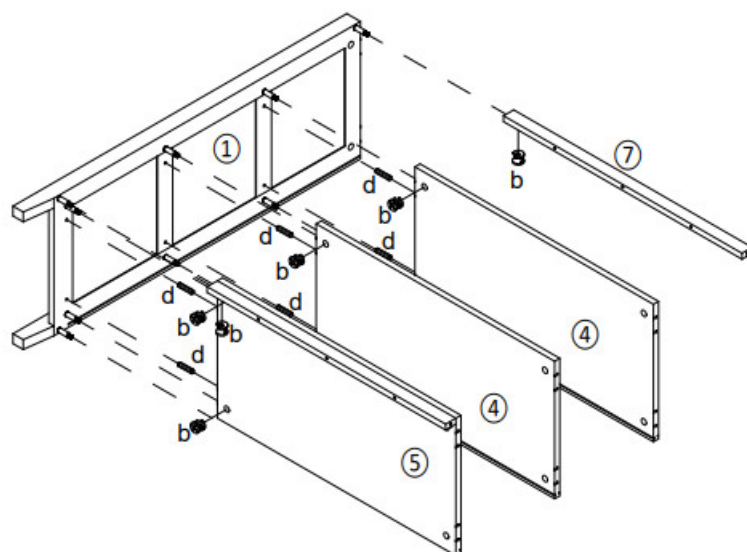
  
 Tool required  
 Philips Head Screw Driver  
 (Not Provided)

Do not tighten the screws Fully tighten screws after the final assembly steps

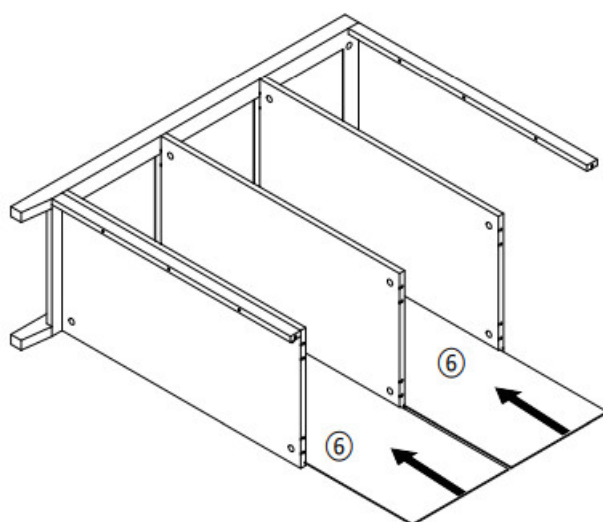


## step 2



	b x 8
	d x 6

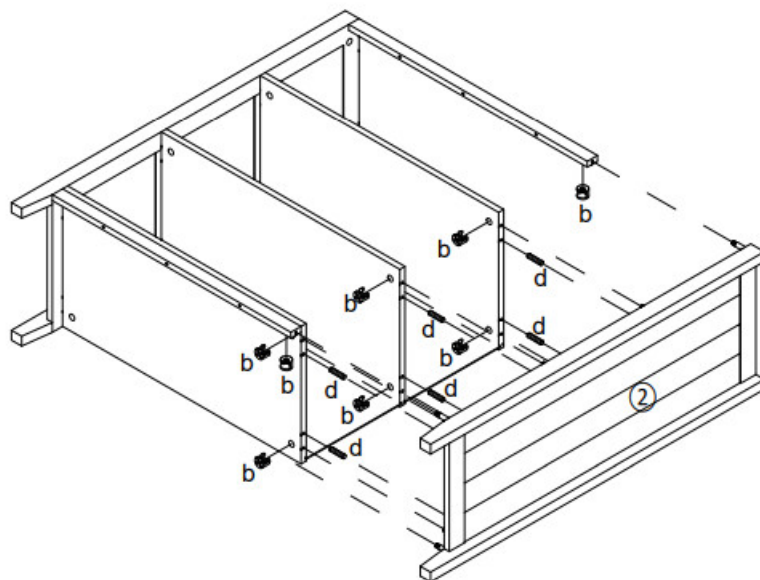


## step 3





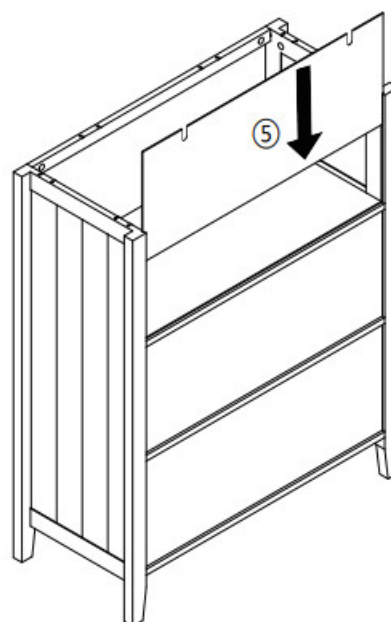
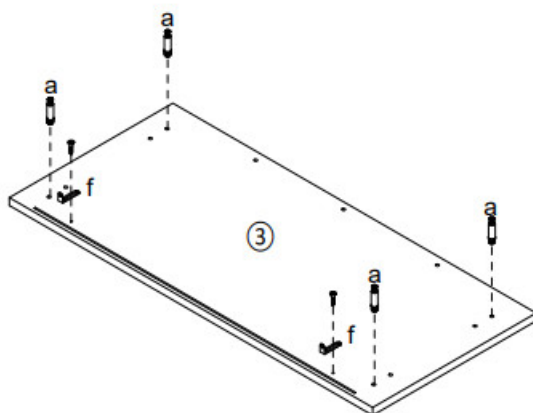
## step 4

	b x 8
	d x 6






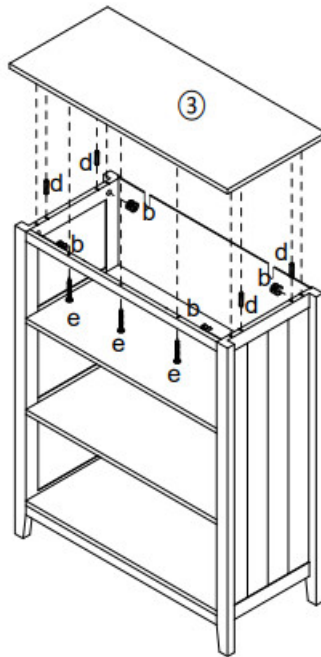
## step 5

	a x 4
	f x 2



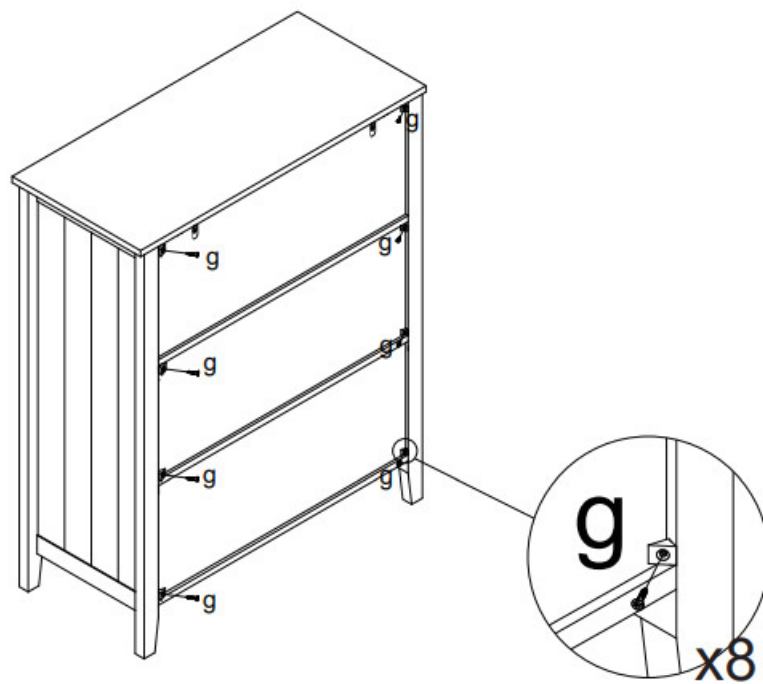
## step 6

	b x 4
	d x 4
	e x 3

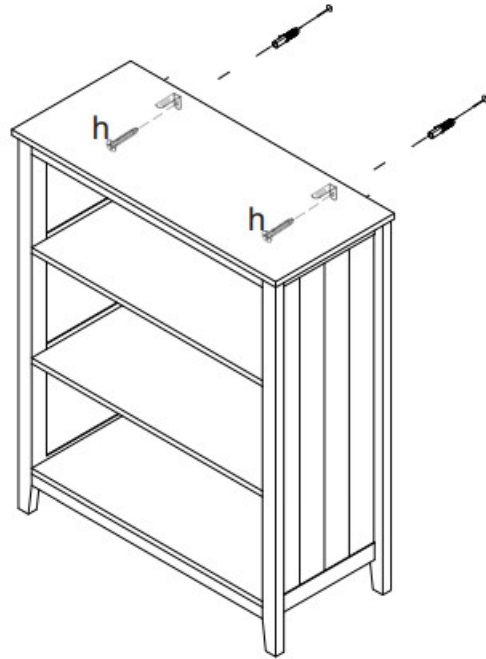


## step 7

	g x 8
---	-------



## step 8



User instructions should include the wording:

- It is strongly recommended that this product is permanently fixed to the wall.
- Please seek professional advice if you are in doubt of what fixing device to use.
- Regularly check that anchors are securely maintained.
- Stability of tall items may be affected by thick pile carpet or uneven floors .
- Do not place unanchored televisions on furniture .

**CAUTION:** for your safety when attaching the anchor fixinplease note the following:

- Check any electrical wires or plumbing inside the wall before drilling any holes (if you are unsure please seek professional advice from a qualified tradesperson).




TOPPLING HAZARD

**WARNING:** PLEASE SECURE YOUR FURNITURE WITH THE SUPPLIED WALL FIXING. SCAN THE CODE FOR MORE INFORMATION.



## Documents / Resources



[Kmart 43267026 Hamptons Bookshelf](#) [pdf] Instruction Manual  
43267026 Hamptons Bookshelf, 43267026, Hamptons Bookshelf, Bookshelf