



Kmart 43235131 Alfresco Potting Station Instruction Manual

[Home](#) » [Kmart](#) » Kmart 43235131 Alfresco Potting Station Instruction Manual 

Contents

- [1 Kmart 43235131 Alfresco Potting Station](#)
- [2 Product Information](#)
- [3 Care Instructions](#)
- [4 Oppling Furniture Warning](#)
- [5 Product Usage Instructions](#)
- [6 CARE INSTRUCTIONS](#)
- [7 Hardware list](#)
- [8 ASSEMBLING INSTRUCTION](#)
- [9 Documents / Resources](#)
- [10 Related Posts](#)



Kmart 43235131 Alfresco Potting Station



Product Information

The 43235131 Alfresco Potting Station is a product designed for domestic use only. It is a shelf unit with a hanging rail that can hold up to 3kg and each shelf can hold up to 15kg. The product comes with a hardware list that includes A stopper (4 pcs), B screw (16 pcs), C screw (4 pcs), D screw (2 pcs), E wall plug (2 pcs), F washers (2 pcs), and G strap (2 pcs). The product should be assembled with a Phillips head screwdriver (not included).

Care Instructions

The product should be wiped with a soft damp cloth for cleaning and abrasive materials and solvents should not be used. All parts should be checked and tightened regularly.

Warnings

Do not stand, sit, or lean on the product. Use it only on a flat surface and make sure all screws, bolts, and knobs are firmly secured before use. The product contains small parts and sharp points, so it should be kept away from children and babies. Adult assembly is required. Failure to follow these warnings could result in serious injury.

Oppling Furniture Warning

It is strongly recommended that the product is permanently fixed to the wall. Seek professional advice if unsure of what fixing device to use. Regularly check that anchors are securely maintained. Stability of tall items may be affected by thick pile carpet or uneven floors. When attaching the anchor fixings, please note the following for safety:

- Seek professional advice from a qualified tradesperson if unsure
- Make sure the anchor fixings are attached to a solid part of the wall
- Use the correct drill bit size for the wall plug
- Do not overtighten the screw

Product Usage Instructions

1. Make sure the product is on a flat surface and all screws, bolts, and knobs are firmly secured.

- If fixing the product to the wall, seek professional advice on what fixing device to use and make sure the anchor fixings are attached to a solid part of the wall.
- Use the correct drill bit size for the wall plug.
- Do not overtighten the screw when attaching the anchor fixings.
- Wipe the product with a soft damp cloth for cleaning. Do not use abrasive materials or solvents.
- Check and tighten all parts regularly.
- Do not stand, sit, or lean on the product.
- Keep the product away from children and babies as it contains small parts and sharp points.
- The hanging rail can hold up to 3kg and each shelf can hold up to 15kg. Do not exceed these limits.

CARE INSTRUCTIONS



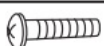




WIPE CLEAN WITH A SOFT DAMP CLOTH. DO NOT USE ABRASIVE MATERIALS AND SOLVENTS. CHECK AND TIGHTEN ALL PARTS REGULARLY. FOR DOMESTIC USE ONLY.


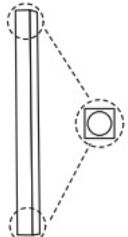
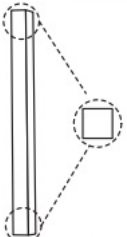





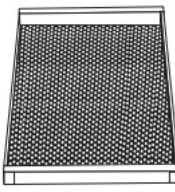
WARNING

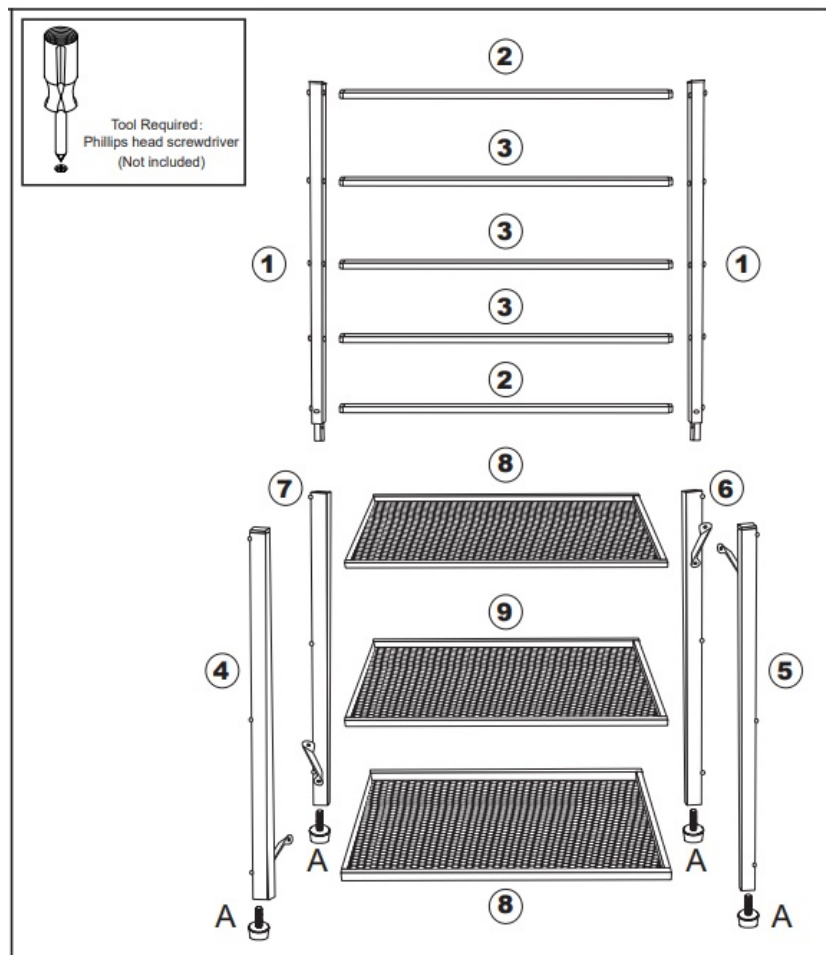
- DO NOT STAND, SIT OR LEAN ON THE PRODUCT. USE ONLY ON A FLAT SURFACE. DO NOT USE UNTIL ALL SCREWS, BOLTS AND KNOBS ARE FIRMLY SECURED.
- THIS PRODUCT CONTAINS SMALL PARTS AND SHARP POINTS, KEEP AWAY FROM CHILDREN AND BABIES. ADULT ASSEMBLY REQUIRED.
- FAILURE TO FOLLOW THESE WARNINGS COULD RESULT IN SERIOUS INJURY.

MAXIMUM SAFE LOAD: 3kg FOR HANGING RAIL, 15kg FOR EACH SHELF.

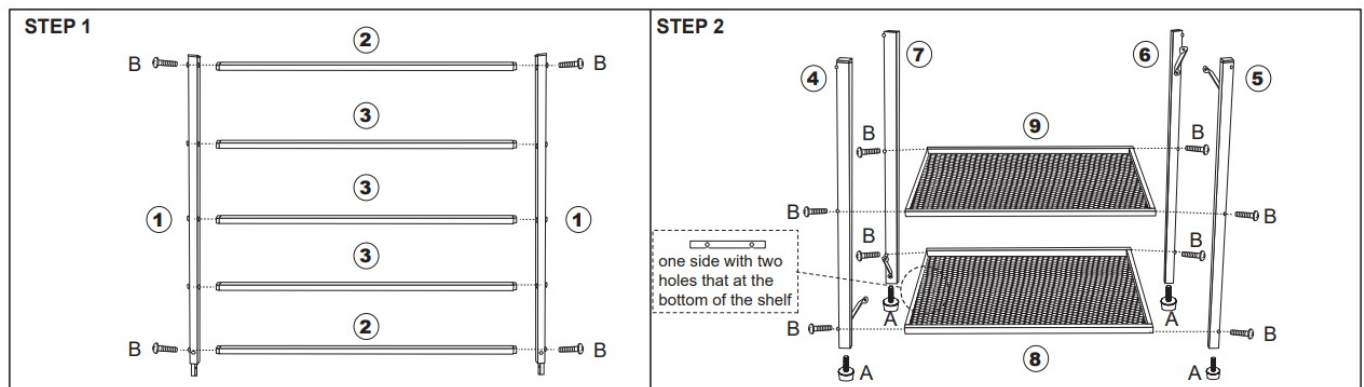
Hardware list

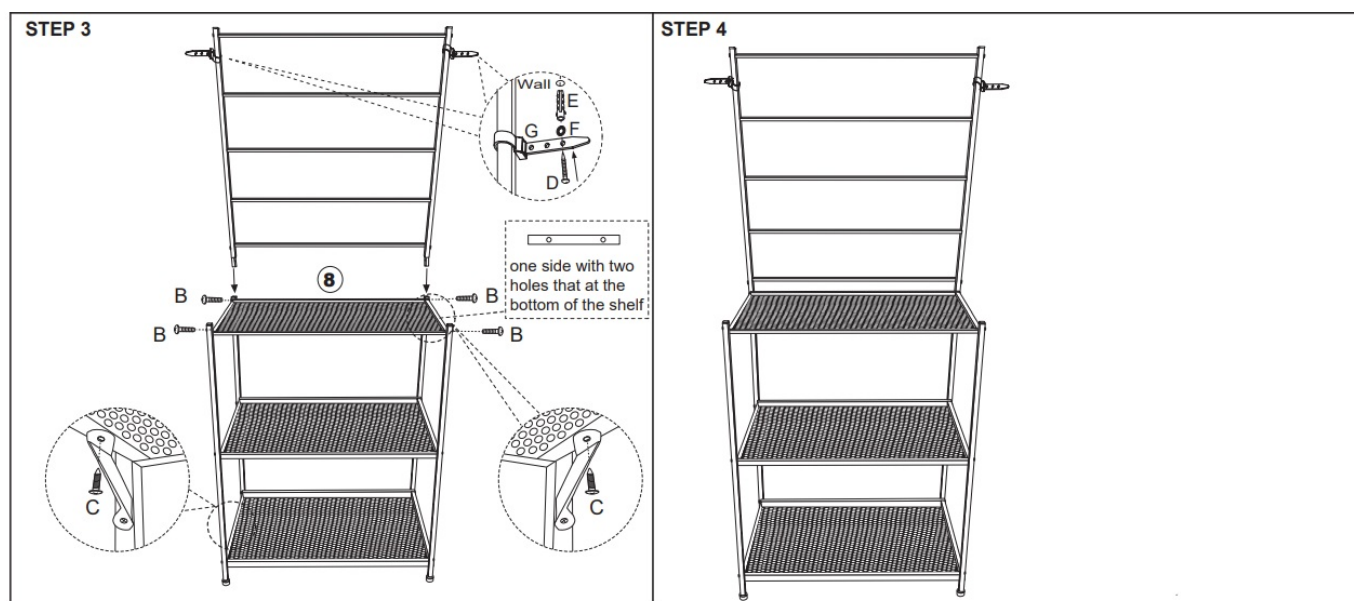
	A	Stopper	4 PCS		E	Wall Plug	2 PCS
	B	Screw	16 PCS		F	Washers	2 PCS
	C	Screw	4 PCS		G	Strap	2 PCS
	D	Screw	2 PCS				

				
① 2PCS	② 2PCS	③ 3PCS	④ 1PC	⑤ 1PC
		 One side with 2 holes that at the bottom of the shelf.		
⑥ 1PC	⑦ 1PC	⑧ 2PCS		⑨ 1PC



ASSEMBLING INSTRUCTION





TOPPLING FURNITURE WARNING

- It is strongly recommended that this product is permanently fixed to the wall.
- Please seek professional advice if you are in doubt of what fixing device to use.
- Regularly check that anchors are securely maintained.
- Stability of tall items may be affected by thick pile carpet or uneven floors. Caution: for your safety when attaching the anchor fixings, please note the following:
Check any electrical wires or plumbing inside the wall before drilling any holes (if you are unsure please seek professional advice from a qualified tradesperson).

Documents / Resources

	<p>Kmart 43235131 Alfresco Potting Station [pdf] Instruction Manual 43235131, 43235131 Alfresco Potting Station, Alfresco Potting Station, Potting Station</p>
--	------------------------------------------------------------------------------------------------------------------------------------------------------------------------------------