



Kmart 43105991 Rolling Robot User Manual

[Home](#) » [Kmart](#) » Kmart 43105991 Rolling Robot User Manual 

ROLLING ROBOT MANUAL



Contents

- [1 PACKAGE CONTENTS](#)
- [2 IMPORTANT SAFETY PRECAUTIONS](#)
- [3 ROBOT](#)
- [4 INSERTING BATTERIES](#)
- [5 POWERING ON YOUR ROBOT](#)
- [6 TOUCH SENSOR](#)
- [7 VOICE WAKE-UP ACTIVATION FUNCTION](#)
- [8 Documents / Resources](#)
- [9 Related Posts](#)

PACKAGE CONTENTS

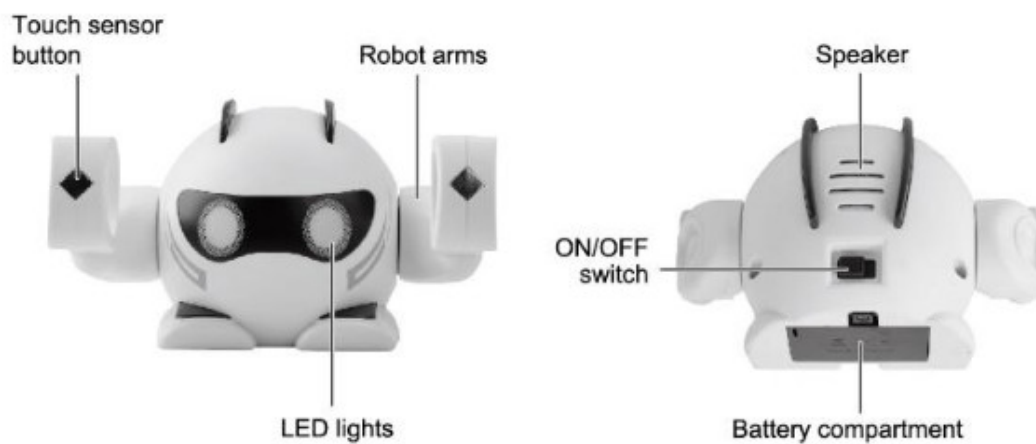
- Rolling Robot
- User's Manual

IMPORTANT SAFETY PRECAUTIONS

READ ALL INSTRUCTIONS BEFORE USING YOUR ROBOT.

1. Do not use your robot near water. Clean using a soft cloth or paper towel.
2. Do not place your robot on any wet surfaces.
3. Do not allow children under the age of three to play with robots.
4. Do not expose your robot to excessive heat, flames, or fire.
5. Always press all buttons or switches carefully.
6. Do not use in extremely dry environments, as this can lead to static discharge during usage.
7. Do not expose your robot to temperatures above 40°C. Keep out of direct sunlight.
8. Do not drop, puncture or expose your robot to excessive trauma.
9. Your robot is not intended for commercial use.

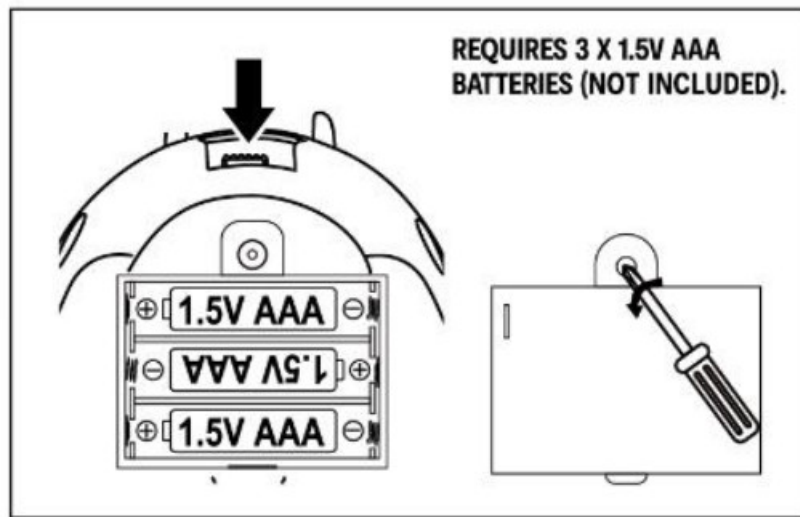
ROBOT



INSERTING BATTERIES

Robot

1. Unscrew to open the battery cover, Insert 3 X 1.5V AAA batterie
2. Replace the battery cover. Attention: remove batteries after you have finished using your product.




POWERING ON YOUR ROBOT

Once you have inserted batteries into your robot, you can go ahead and power on your robot. To do so, slide the ON/OFF switch located on the rear of the robot to the ON position. (The LED light of the eyes will be on, and the arms will roll with music). When you have finished playing with your robot, slide the ON/OFF switch to the OFF position. NOTE: Once the batteries are completely depleted, replace the batteries as soon as possible to continue use.

TOUCH SENSOR

Touch the sensor button (metal piece) with both hands at the same time, and the robot will stop rolling and playing music. Touch the sensor button (metal piece) back and forth with both hands to play a tune and make the robot roll back and forth.



VOICE WAKE-UP ACTIVATION FUNCTION

When the robot is in a quiet environment for a period of time, it will enter standby mode. Clap your hands to wake up your robot.



THE PRODUCT MAY VARY SLIGHTLY FROM THE IMAGE SHOWN.
READ THE INSTRUCTIONS BEFORE OPERATING THE PRODUCT.
PLEASE KEEP THE PACKAGING AND INSTRUCTION MANUAL FOR FUTURE REFERENCE

WARNING: BATTERIES ARE TO BE INSERTED WITH THE CORRECT POLARITY (+ AND -). DO NOT MIX DIFFERENT TYPES OF BATTERIES OR NEW AND USED BATTERIES. NON-RECHARGEABLE BATTERIES ARE NOT TO BE RECHARGED. RECHARGEABLE BATTERIES ARE ONLY TO BE CHARGED UNDER ADULT SUPERVISION. RECHARGEABLE BATTERIES ARE TO BE REMOVED FROM THE TOY BEFORE BEING CHARGED. THE SUPPLY TERMINALS ARE NOT TO BE SHORT-CIRCUITED. REMOVE BATTERIES FROM THE TOY WHEN NOT IN USE FOR EXTENDED TIME OR WHEN BATTERIES BECOME EXHAUSTED. BATTERY INSTALLATION BY AN ADULT IS REQUIRED.
DISPOSE OF BATTERIES RESPONSIBLY. DO NOT DISPOSE OF IN FIRE

KEYCODE: 43105991



WARNING: CHOKING HAZARD SMALL PARTS. NOT FOR CHILDREN UNDER 3 YRS.
WARNING: FOR SAFETY REASONS, REMOVE ALL TAGS, LABELS AND PLASTIC FASTENERS BEFORE GIVING "HISTORY TO YOUR CHILD."
WARNING: THIS TOY PRODUCES FLASHES THAT MAY TRIGGER EPILEPSY IN SENSITISED INDIVIDUALS.

Documents / Resources



[Kmart 43105991 Rolling Robot](#) [pdf] User Manual
43105991, Rolling Robot, 43105991 Rolling Robot