



Kmart 42945079 Stewart Bookshelf Installation Guide

[Home](#) » [Kmart](#) » Kmart 42945079 Stewart Bookshelf Installation Guide 

Contents

- [1 Kmart 42945079 Stewart Bookshelf](#)
- [2 Assembly Instruction](#)
- [3 Hardware](#)
- [4 How to Assembly](#)
- [5 Documents / Resources](#)
- [6 Related Posts](#)



Kmart 42945079 Stewart Bookshelf



Assembly Instruction

CARE INSTRUCTIONS:

WIPE CLEAN WITH A DRY CLOTH. DO NOT USE ABRASIVE MATERIALS AND SOLVENTS. CHECK AND TIGHTEN ALL PARTS REGULARLY. DO NOT PLACE HOT ITEMS SUCH AS COFFEE CUPS DIRECTLY ON THE SURFACE. KEEP AWAY FROM WATER AND DIRECT SUNLIGHT. STORE IN A DRY PLACE. FOR DOMESTIC USE ONLY. FOR INDOOR USE ONLY. A MILD ODOUR MAY BE PRESENT WHEN FIRST OPENING THIS CARTON. SIMPLY ALLOW TO AIR OUTSIDE AND THIS WILL FADE.

WARNING:

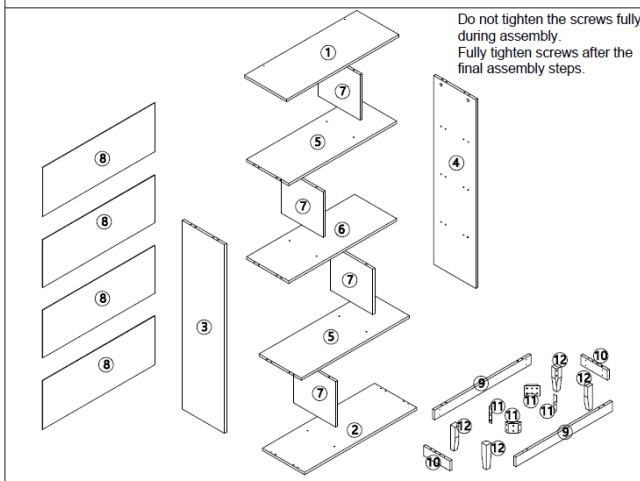
DO NOT STAND OR SIT ON THIS UNIT. DO NOT USE THIS UNIT UNLESS ALL BOLTS AND SCREWS ARE FIRMLY SECURED. DO NOT KNOCK OR DRAG THIS UNIT. USE ONLY ON A FLAT SURFACE. ADULT ASSEMBLY REQUIRED. FAILURE TO FOLLOW THESE WARNINGS COULD RESULT IN SERIOUS INJURY. THIS PACKAGE CONTAINS SMALL PARTS AND SHARP POINTS. KEEP AWAY FROM CHILDREN AND BABIES.

MAXIMUM SAFE LOAD: 12KGS FOR EACH LAYER.

Hardware

Hardware List

	a	6x35mm	16pcs		f	4x55mm	8pcs
	b	15x9.5mm	16pcs		g	4x25mm	16pcs
	c	6x30mm	44pcs		h	6x55mm	8pcs
	d	4x35mm	4pcs		i	4x12mm	2pcs
	e		20pcs		j	4x35mm	2pcs

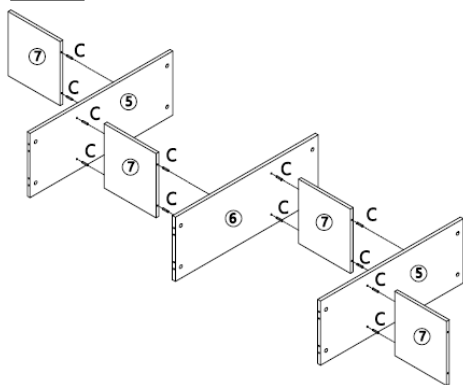


① 1PC	② 1PC	③ 1PC
④ 1PC	⑤ 2PCS	⑥ 1PC
⑦ 4PCS	⑧ 4PCS	⑨ 2PCS
⑩ 2PCS	⑪ 4PCS	⑫ 4PCS




How to Assembly

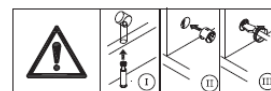
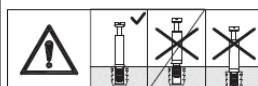
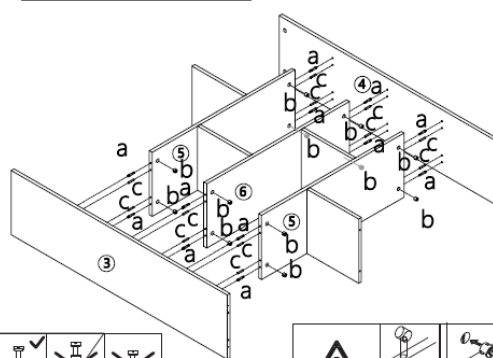
Step 1:

 x 12







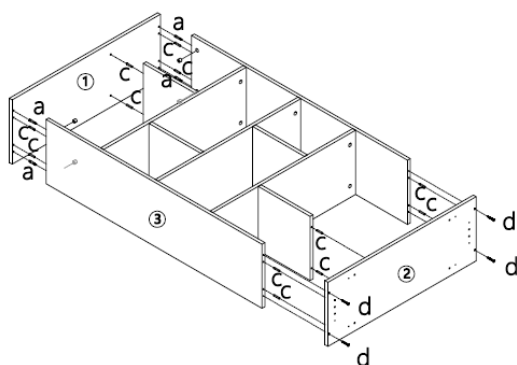
Step 2:

 x 12  x 12  x 12





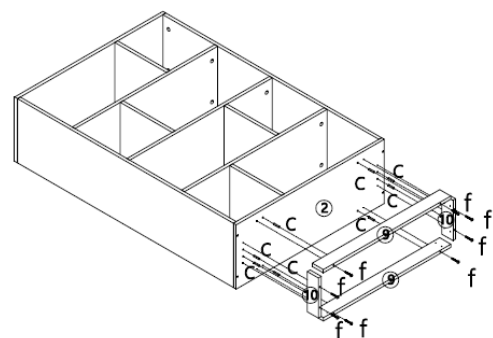
Step 3:

 x 4  x 4  x 12  x 4



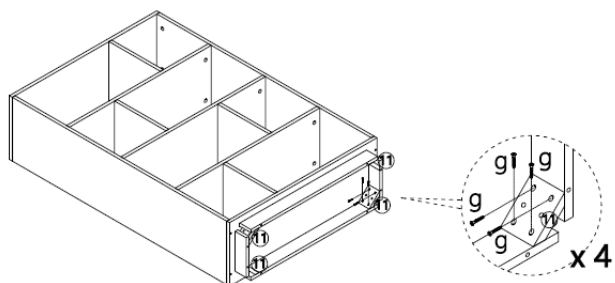
Step 4:

 x 8  x 8



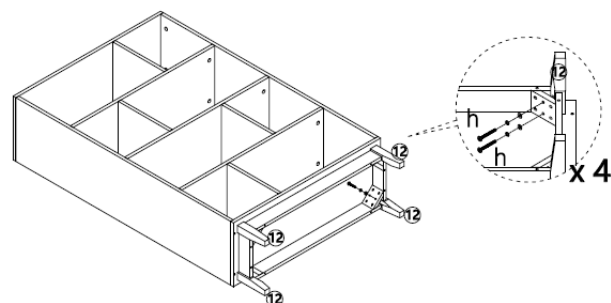
Step 5:

 x 16



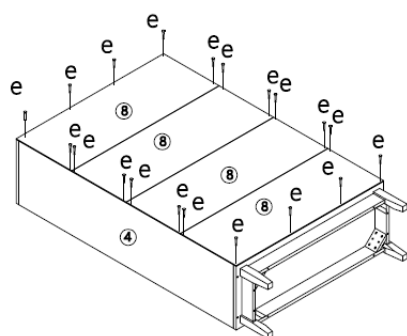
Step 6:

 x 8



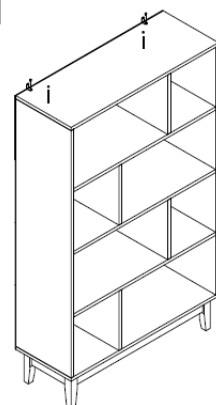
Step 7:

 x 16

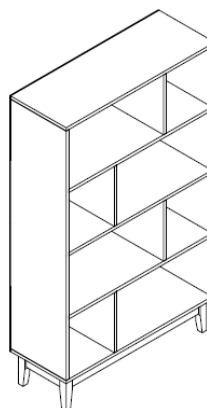
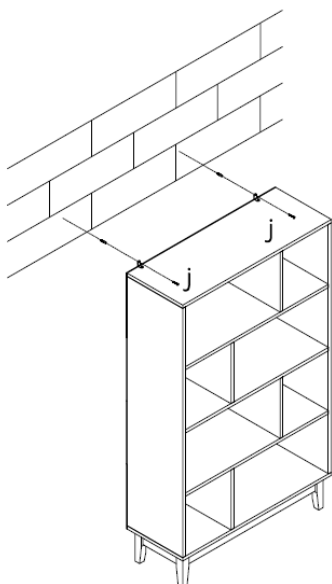


Step 8:

 x 2



Step 9:




It is strongly recommended that this product is permanently fixed to the wall. Please seek professional advice if you are in doubt of what fixing device to use.

Regularly check that anchors are securely maintained.

CAUTION: for your safety when attaching the anchor fixings, please note the following: Check any electrical wires or plumbing inside the wall before drilling any holes (if you are unsure please seek professional advice from a qualified tradesperson).

Documents / Resources



[Kmart 42945079 Stewart Bookshelf](#) [pdf] Installation Guide
42945079, Stewart Bookshelf