

INSTRUCTION MANUAL

ZigBee Smart Touch Switch

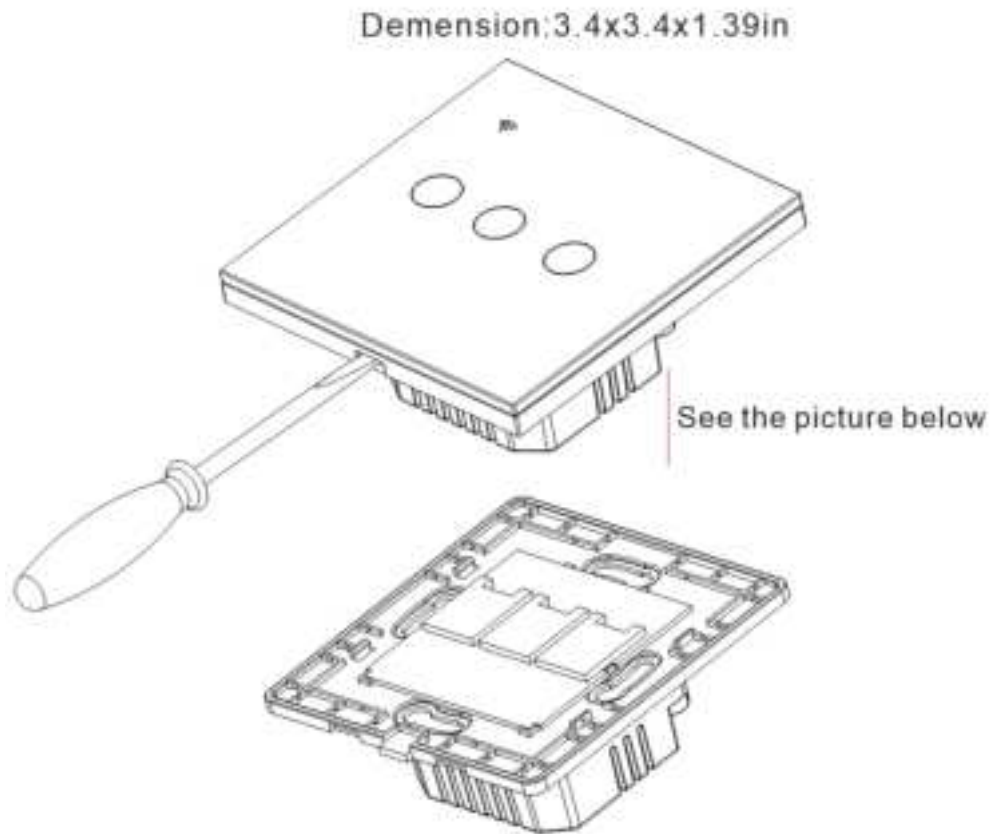
nous

You will need Nous Smart Home App. Scan the QR code or download it from [direct link](#)



How to connect and use

Separate the upper and tower parts from the switch by screwdriver

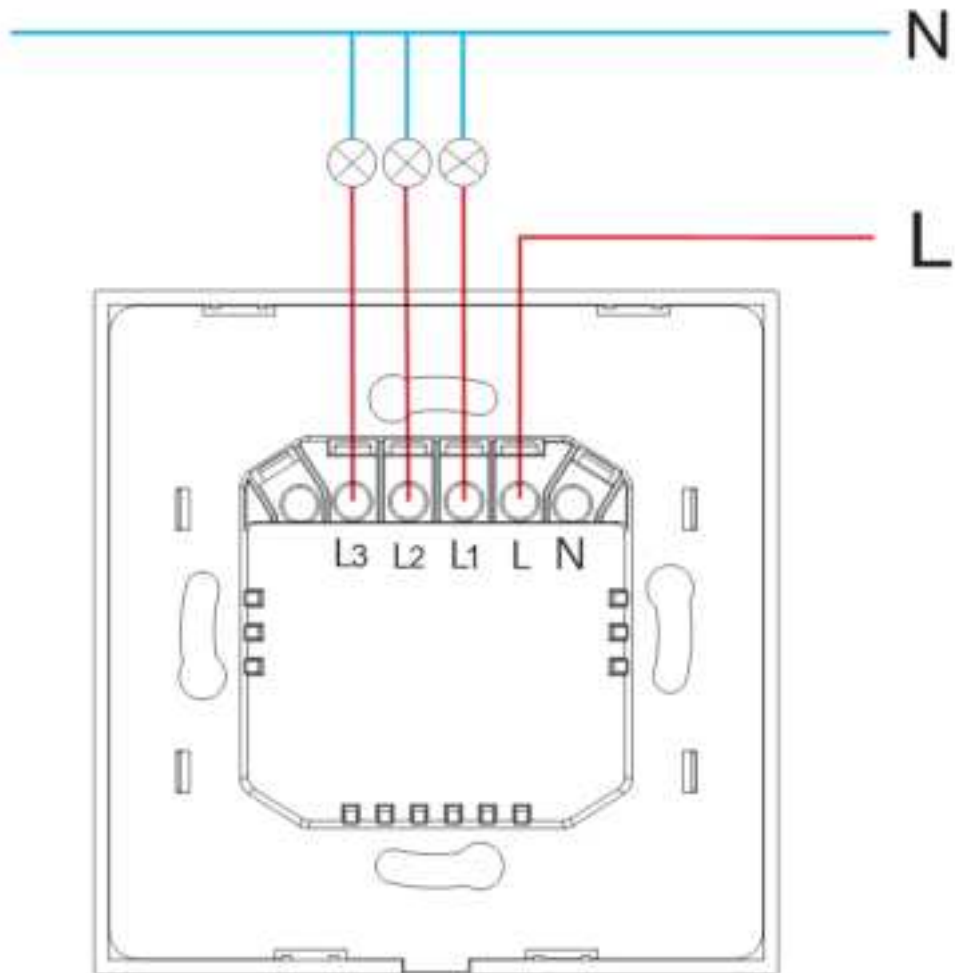


Attention: There are two types of wiring below, Without neutral wire and neutral wire is required,

Attention: Without neutral wire

Prepare to install wiring

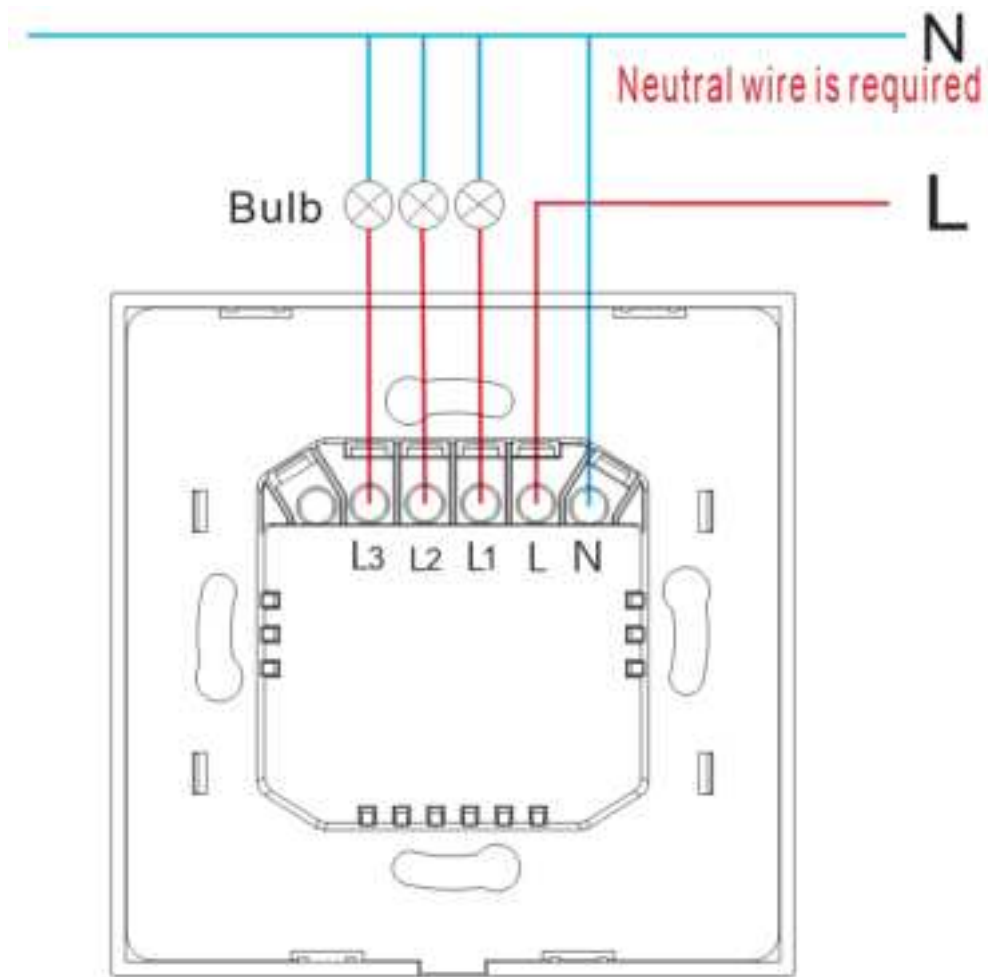
1. Live Wire connects "L" terminal
 2. Bulb Wire connects "L1, L2, L3" terminal
- 1 gang connects "L" Terminal
2 gang connects "L1, L2" terminal
3 gang connects "L1, L2, L3" terminal.



Attention: Neutral wire is required.

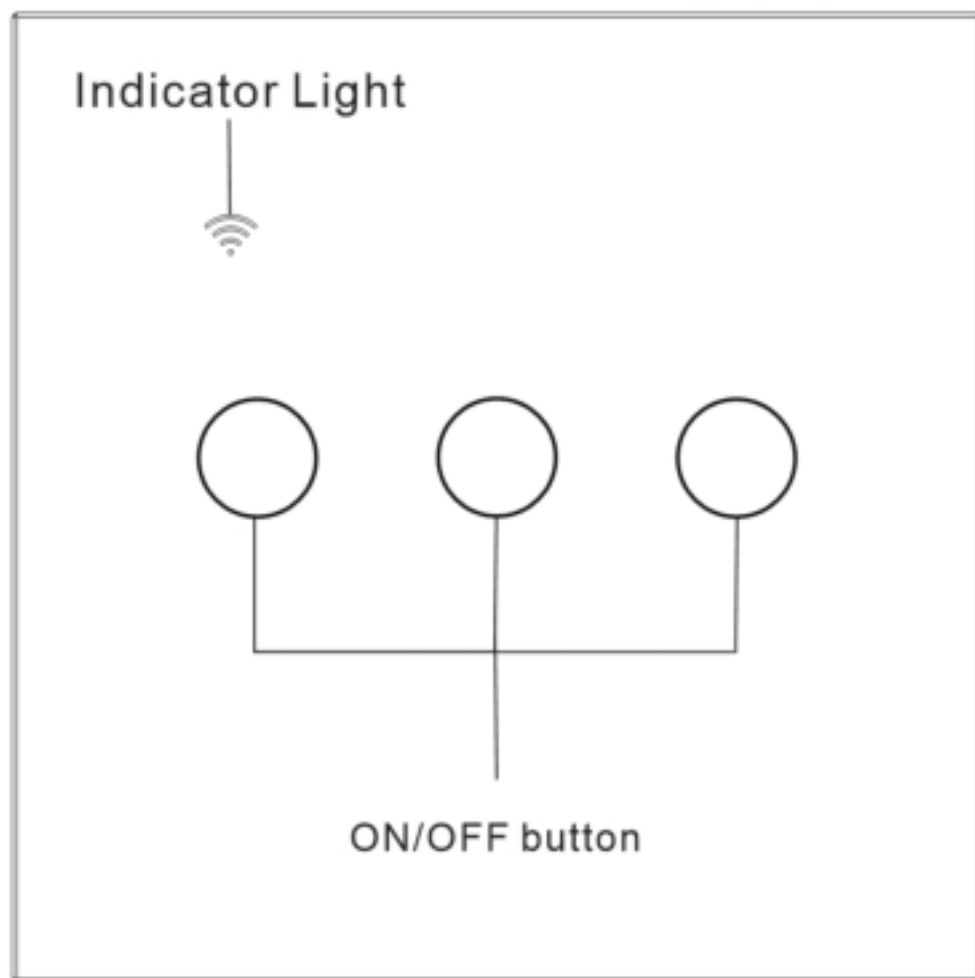
Prepare to install wiring

1. Live Wire connects "L" terminal
 2. Bulb Wire connects "L1, L2,L3" terminal
 3. Neutral Wire connects "N" terminal
- 1 gang connects "L1"Terminal
2 gang connects "L1, L2" terminal
3 gang connects "L1, L2, L3" terminal



Fitting switch on the wall

1. Put the switch tower parts into switch box in the wall
2. Mount the two side screws.
3. Install the upper top case (install from up above)
4. Cover the upper top case into switch.
5. Turn on electricity, and then LED light will be flashed quickly for pairing. (or hold finger on the on/off button for 10 seconds to start pairing)

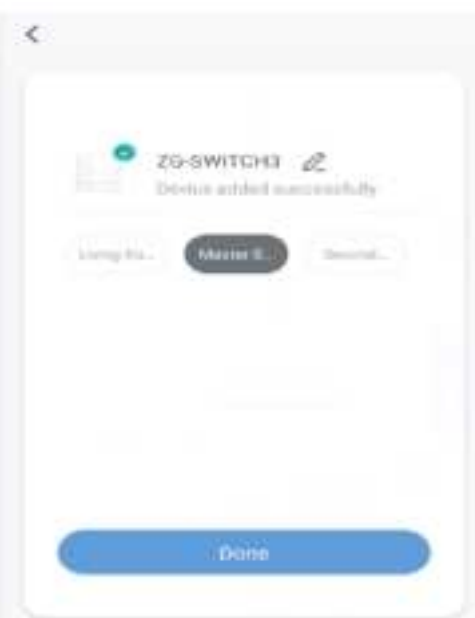
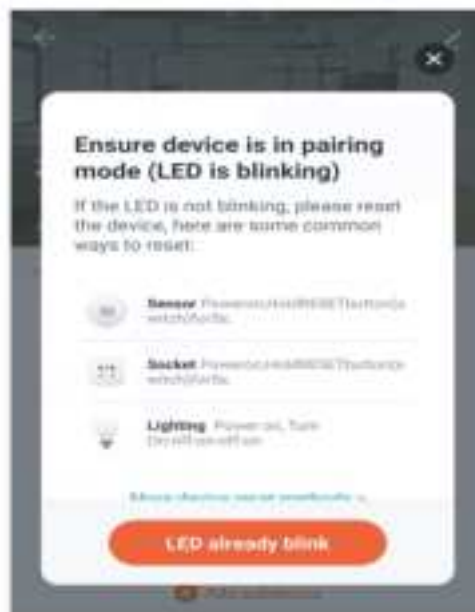


Indicator Light Status:

1. The light is solid: - The switch is connected succeed with mobile phone APP.
2. The light is blinking slowly: The switch is not connected to the network.
3. The light is flash continuously and quickly: The switch is ready to connect with mobile phone APP.
4. The light is flash 1 time every 3 seconds: The switch is into AP pairing Mode.

Connecting to the app:

1. Make sure the switch is electrified, Press any switch button for 6-10 second until the indicator light flashes rapidly.
2. After the smart Gateway is connected to the APP, click on the add subdevice first, and then click "The indicator light is flashing."
3. Device connecting automatically, then click "done" when device added successfully.



Attention: Zigbee Gateway can only be connected to one account. Co-manage is possible by adding more than one family member to your home.

How to connect with Alexa or Google assistant:



Alexa TUTORIAL



Google Home TUTORIAL