




---

[Home](#) » [KLEIN TOOLS](#) » **KLEIN TOOLS 54802MB MODbox Two Drawer Rolling Tool Box**  
**Instruction Manual** 

## **KLEIN TOOLS 54802MB MODbox Two Drawer Rolling Tool Box**



## Contents [ [hide](#) ]

[1 TO REMOVE THE TELESCOPING HANDLE](#)

[2 TO REATTACH THE TELESCOPING HANDLE](#)

[3 CUSTOMER SERVICE](#)

[4 Documents / Resources](#)

[4.1 References](#)

## TO REMOVE THE TELESCOPING HANDLE


**STEP 1:** While facing the backside of the Rolling Toolbox, collapse the handle by depressing the orange button.



**STEP 2:** Use your index finger and thumb to pull each of the two black tabs located on each of the arms of where the telescoping handle meets the box. Tabs should be pulled until a red indicator reading, “Unlocked” is visible.




**STEP 3:** Using the center cross brace of the handle, pull up on the handle assembly until it slides out of the receiving slots in the rolling box. **Note:** if toolbox is empty, you may need to brace it with your foot on the back stowage ledge while pulling up the handle.



**TO REATTACH THE TELESCOPING HANDLE**

**STEP 1:** Slide the telescoping arms back into their respective slots until fully seated. Ensure the correct side of the handle is facing out. The orange button will be visible from the back.



**STEP 2:** Use the palm of your hand to push both black tabs back into place, until the red “Unlocked” is no longer visible.



**STEP 3:** Pull up on the handle until fully extended and handle locks into place.



## CUSTOMER SERVICE

### **KLEIN TOOLS, INC.**

450 Bond Street, Lincolnshire, IL 60069

1-[800-553-4676](tel:8005534676)

[customerservice@kleintools.com](mailto:customerservice@kleintools.com)

[www.kleintools.com](http://www.kleintools.com)


©2025 Klein Tools, Inc.

Lincolnshire, IL 60069





## Documents / Resources

|   |   |
|---|---|
|  | <p><a href="#">KLEIN TOOLS 54802MB MODbox Two Drawer Rolling Tool Box [pdf]</a> Instr</p> <p>uction Manual</p> <p>54801MB, 54802MB, 54802MB MODbox Two Drawer Rolling Tool Box, M</p> <p>ODbox Two Drawer Rolling Tool Box, Drawer Rolling Tool Box, Rolling To</p> <p>ol Box, Tool Box</p> |
|---|---|

## Referenes

- [User Manual](#)

■ KLEIN  
TOOLS

◆ 54801MB, 54802MB, 54802MB MODbox Two Drawer Rolling Tool Box, Drawer Rolling Tool Box, KLEIN TOOLS, MODbox Two Drawer Rolling Tool Box, Rolling Tool Box, TOOL BOX

---

## Leave a comment

Your email address will not be published. Required fields are marked \*

Comment \*

Name

Email

Website

☐ Save my name, email, and website in this browser for the next time I comment.

**Post Comment**

**Search:**

e.g. whirlpool wrf535swhz

**Search**

[Manuals+](#) | [Upload](#) | [Deep Search](#) | [Privacy Policy](#) | [@manuals.plus](#) | [YouTube](#)

This website is an independent publication and is neither affiliated with nor endorsed by any of the trademark owners. The "Bluetooth®" word mark and logos are registered trademarks owned by Bluetooth SIG, Inc. The "Wi-Fi®" word mark and logos are registered trademarks owned by the Wi-Fi Alliance. Any use of these marks on this website does not imply any affiliation with or endorsement.