



# KLARUS HM2 Compact Dual LED Motion Controlled Headlamp User Manual

[Home](#) » [KLARUS](#) » KLARUS HM2 Compact Dual LED Motion Controlled Headlamp User Manual 

## Contents

- 1 KLARUS HM2 Compact Dual LED Motion Controlled Headlamp
- 2 Operation
- 3 Press any button to flash to enter sensing mode
- 4 Components
- 5 Battery Replacement
- 6 Hanging Hook
- 7 Headband Installation
- 8 Usage and Maintenance
- 9 Warranty
- 10 Limited Lifetime Warranty
- 11 Specifications
- 12 Package
- 13 ANSI standard data
- 14 Documents / Resources
- 15 Related Posts



## KLARUS HM2 Compact Dual LED Motion Controlled Headlamp



## Operation



- **Left button:**

- Click once to enter
- spotlight mode
- 1x High
- 2x Medium
- 3x Flash
- Click again to exit spotlight mode

- **Right button:**

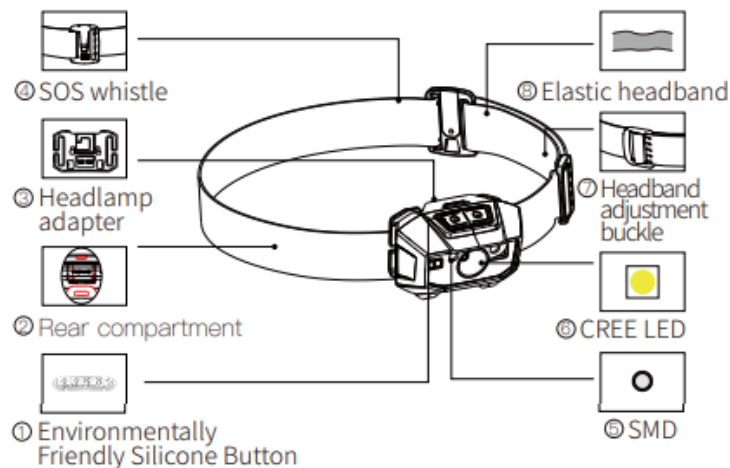


- 1x High
- 2x Medium
- 3x Red constant-on
- 4x SOS
- Click again to exit area light mode

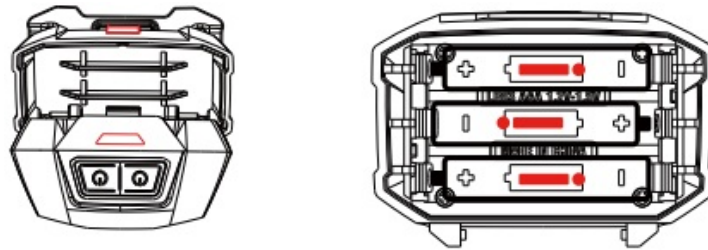
## Press any button to flash to enter sensing mode



## Components

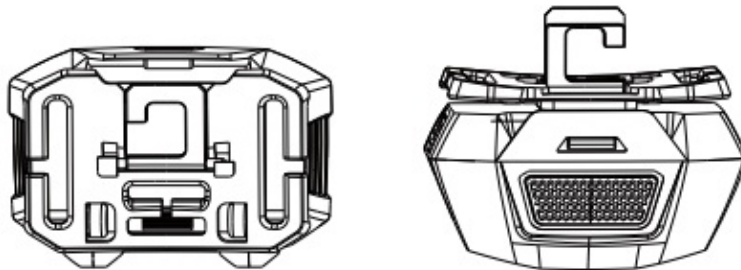


## Battery Replacement



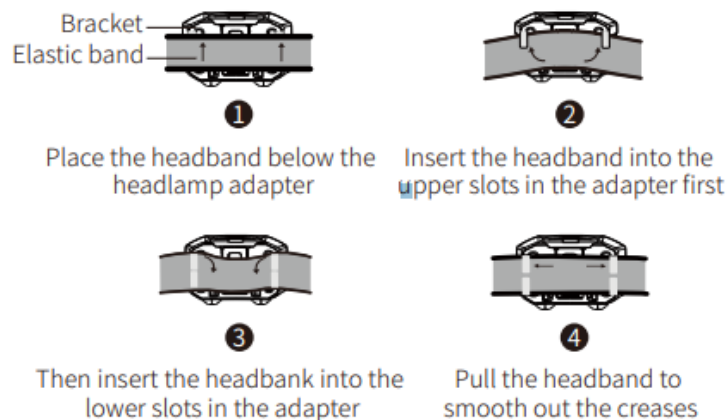
- Release the rear compartment latch in the direction of the arrow.
- Open the rear compartment, remove the used batteries and insert the new batteries in the correct polarities orientation. Close the rear compartment

## Hanging Hook



- Remove the headband and turn the hook 90 degrees upward. The hook is ready to be used as a hanging aid.

## Headband Installation



- Please adjust the headband according to individual preferences until it is snugly mounted when the headlamp is worn on the forehead.
- The headband should be loosened after long usage to avoid discomfort.

## Usage and Maintenance

- During use, surface temperature will increase, especially when higher lumen output. The maximum safe operating surface temperature is 60°C/140°F.
- To maintain a waterproof rating, please lubricate the O-ring with silicone safe lubricant and replace worn O-rings as needed.

- Do not make eye contact directly with light.
- Do not disassemble or modify this which can cause damage and will void the warranty.

## Warranty

- KLARUS guarantees the headlamp against defects in material and workmanship. headl amp products that are found to be defective under normal use within 1 year of the purchase date will be repaired or replaced without charge.

## Limited Lifetime Warranty

If problems develop after a year from the date of purchase, KLARUS will charge for parts and repairs. The total repair fee will be assessed according to the cost of the replacement materials. If damage to the light is substantial, KLARUS will contact the customer via the dealer with a quote.

### Warranty Procedure

- If this headlamp does not perform as specified the product will be repaired or replaced as described above.
- Please contact your original KLARUS dealer for a replacement and repairs.
- If the warranty issue cannot be resolved by the dealer, please contact KLARUS at [service@klaruslight.com](mailto:service@klaruslight.com) for assistance. Please provide the following information to expedite the process:

1. List the serial number on the light.
2. Include a detailed description identifying the issue, accompanied by pictures or a short video demonstration if necessary.
3. Provide the name and store of the dealer you made the purchase from; and a copy of the proof of purchase

### Note:

Product specifications of this printing are accurate, any updates will be reflected in the physical product. There may be a slight difference between photographic and actual products. KLARUS reserve the right to make the final determination of terms and conditions in this manual. Scan the QR code and receive the latest update from the KLARUS media account or KLARUS official website.

## Specifications

- **Model:** HM2
- **Dimensions:** 66.5mm x 45mm x 37mm
- **LED:** CREE XPG-3
- **Output:** 270LM
- **Working Voltage:** 2.5V4.5V
- **Battery Capacity:** 3AAA
- **Waterproof:** IPX 4
- **Weight:** 41.5g
- **Warranty:** 1 year

## Package

Product	Headlamp	Headband	User Manual
QTY	1	1	1


## ANSI standard data

Category	Main Lamp			Side Lamp		Red Lamp	
	High	Low	Flash	High	Low	Red	SOS
Output(LM)	270	100		60	30	3.0	
Runtime(H)	5.5	16		17	21		
Candela (cd)	1627	404		48	29		
Beam Distance (m)	81	41		14	11		
Impact resistance (m)	1 meter (mud ground)						
Waterproof rating(m)	IPX4						

## KLARUS LIGHTING TECHNOLOGY CO., LIMITED

- Address: 8/F, E Building, Longjing Industrial Science Park,
- 335 Bulong Rd, Bantian St. Longgang District, Shenzhen,
- China. 518000.
- Phone: +86-755-27700110
- Email: [service@klaruslight.com](mailto:service@klaruslight.com)
- Website: [www.klaruslight.com](http://www.klaruslight.com)

## Documents / Resources

	<a href="#">KLARUS HM2 Compact Dual LED Motion Controlled Headlamp</a> [pdf] User Manual HM2, Compact Dual LED Motion Controlled Headlamp, HM2 Compact Dual LED Motion Controlled Headlamp, Dual LED Motion Controlled Headlamp, LED Motion Controlled Headlamp, Controlled Headlamp, Headlamp
---	---