



KLARK TEKNIK DM8008 8 Channel Output Box with ULTRANET Connectivity User Guide

[Home](#) » [Klark Teknik](#) » KLARK TEKNIK DM8008 8 Channel Output Box with ULTRANET Connectivity User Guide



Quick Start Guide



DM8008
8 Channel Output Box with ULTRANET Connectivity

Contents

- 1 Important Safety Instructions
- 2 LEGAL DISCLAIMER
- 3 LIMITED WARRANTY
- 4 Introduction
- 5 Welcome
- 6 Features
- 7 About this manual
- 8 Front and Back Panel
- 9 Mains power
- 10 Analogue Audio Connectors
- 11 Specifications
- 12 Other important information
 - 12.1 Important information
- 13 FEDERAL COMMUNICATIONS COMMISSION COMPLIANCE INFORMATION
- 14 Documents / Resources
 - 14.1 References
- 15 Related Posts

Important Safety Instructions



Terminals marked with this symbol carry electrical current of sufficient magnitude to constitute risk of electric shock. Use only high-quality professional speaker cables with 1/4" TS or twist-locking plugs pre-installed. All other installation or modification should be performed only by qualified personnel.



This symbol, wherever it appears, alerts you to the presence of uninsulated dangerous voltage inside the enclosure – voltage that may be sufficient to constitute a risk of shock.



This symbol, wherever it appears, alerts you to important operating and maintenance instructions in the accompanying literature. Please read the manual.



Caution

To reduce the risk of electric shock, do not remove the top cover (or the rear section). No user serviceable parts inside. Refer servicing to qualified personnel.



Caution

To reduce the risk of fire or electric shock, do not expose this appliance to rain and moisture. The apparatus shall not be exposed to dripping or splashing liquids and no objects filled with liquids, such as vases, shall be placed on the apparatus.



Caution

These service instructions are for use by qualified service personnel only. To reduce the risk of electric shock do not perform any servicing other than that contained in the operation instructions. Repairs have to be performed by qualified service personnel.

1. Read these instructions.
2. Keep these instructions.
3. Heed all warnings.
4. Follow all instructions.
5. Do not use this apparatus near water.
6. Clean only with dry cloth.
7. Do not block any ventilation openings. Install in accordance with the manufacturer's instructions.
8. Do not install near any heat sources such as radiators, heat registers, stoves, or other apparatus (including amplifiers) that produce heat.
9. Do not defeat the safety purpose of the polarized or grounding-type plug. A polarized plug has two blades with one wider than the other. A grounding-type plug has two blades and a third grounding prong. The wide blade or the third prong are provided for your safety. If the provided plug does not fit into your outlet, consult an electrician for replacement of the obsolete outlet.
10. Protect the power cord from being walked on or pinched particularly at plugs, convenience receptacles, and the point where they exit from the apparatus.
11. Use only attachments/accessories specified by the manufacturer. injury from tip-over.
12. Use only with the cart, stand, tripod, bracket, or table specified by the manufacturer, or sold with the apparatus.
When a cart is used, use caution when moving the cart/apparatus combination to avoid injury from tip-over.



13. Unplug this apparatus during lightning storms or when unused for long periods of time.
14. Refer all servicing to qualified service personnel. Servicing is required when the apparatus has been damaged in any way, such as power supply cord or plug is damaged, liquid has been spilled or objects have fallen into the apparatus, the apparatus has been exposed to rain or moisture, does not operate normally, or has been dropped.
15. The apparatus shall be connected to a MAINS socket outlet with a protective earthing connection.
16. Where the MAINS plug or an appliance coupler is used as the disconnect device, the disconnect device shall remain readily operable.



7. Correct disposal of this product: This symbol indicates that this product must not be disposed of with household waste, according to the WEEE Directive (2012/19/EU) and your national law. This product should be taken to a collection center licensed for the recycling of waste electrical and electronic equipment (EEE). The mishandling of this type of waste could have a possible negative impact on the environment and human health due to potentially hazardous substances that are generally associated with EEE. At the same time, your cooperation in the correct disposal of this product will contribute to the efficient use of natural resources. For more information about where you can take your waste equipment for recycling, please contact your local city office, or your household waste collection service.
18. Do not install in a confined space, such as a book case or similar unit.
19. Do not place naked flame sources, such as lighted candles, on the apparatus.

20. Please keep the environmental aspects of battery disposal in mind. Batteries must be disposed-of at a battery collection point.
21. This apparatus may be used in tropical and moderate climates up to 45°C.

LEGAL DISCLAIMER

Music Tribe accepts no liability for any loss which may be suffered by any person who relies either wholly or in part upon any description, photograph, or statement contained herein. Technical specifications, appearances and other information are subject to change without notice. All trademarks are the property of their respective owners. Midas, Klark Teknik, Lab Gruppen, Lake, Tannoy, Turbosound, TC Electronic, TC Helicon, Behringer, Bugera, Oberheim, Auratone, Aston Microphones and Coolaudio are trademarks or registered trademarks of Music Tribe Global Brands Ltd. © Music Tribe Global Brands Ltd. 2021 All rights reserved.

LIMITED WARRANTY

For the applicable warranty terms and conditions and additional information regarding Music Tribe's Limited Warranty, please see complete details online at musictribe.com/warranty.

Introduction



The DM8008 – front panel

Welcome

Thank you for purchasing the DM8008 8 Channel Output Box.

The Klark Teknik DM8008 Channel Output Box unit is housed in a rugged 19" 1U rack-mount chassis with cosmetic trim, suitable for use and storage in a road flight case.


All connectors are on the rear of the unit, and all analogue outputs use balanced Euroblock connectors. ULTRANET digital connections use RJ45 connections.

Features

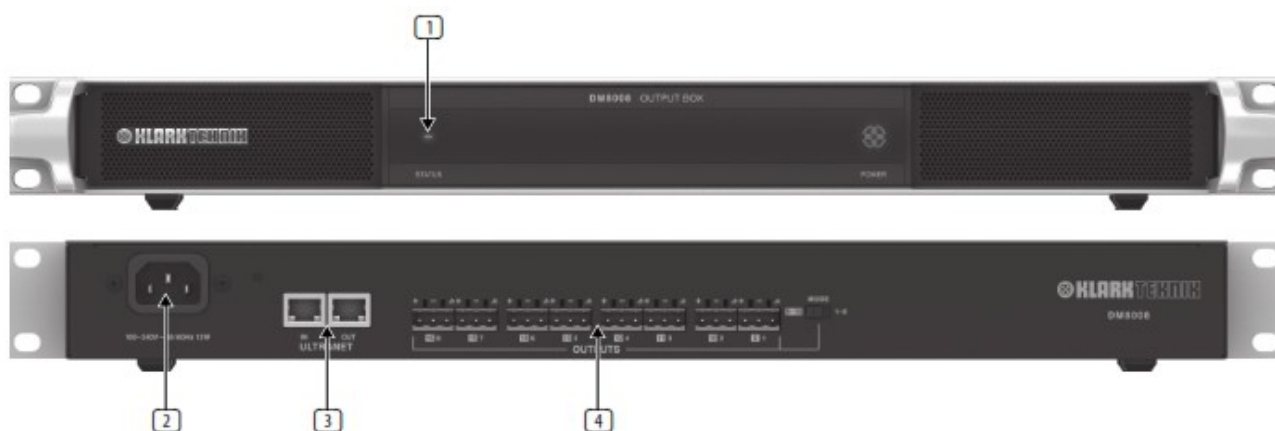
- 8 channels of analogue outputs over ULTRANET
- Standard Euroblock connectors for analogue audio connections
- High quality 24-bit D/A converters with 48 kHz sample rate
- Rugged 1U rackmount chassis for ease of installation
- Auto-ranging universal switch-mode power supply

About this manual

This is the operation manual for the DM8008 8 Channel Output Box. This manual is intended to help get your unit installed and in operation as quickly as possible by giving you unpacking, installation, connection, setting up, and operating instructions. To help familiarise you with the DM8008, there is a description of the front and rear panels, along with easy-to-follow user instructions.



Front and Back Panel



1. STATUS LED indicates the overall system status (Green = OK; Red = ERROR).
2. POWER connection accepts the included IEC power cable.
3. ULTRANET IN/OUT connections offer proprietary ULTRANET networking capabilities through by using CAT5 cables with RJ45 connectors. ULTRANET allows the user to transmit unidirectionally up to 16 independent channels of 24-bit audio. Up to 7 devices can be connected in series on a single ULTRANET cable. DM8008 uses ULTRANET to connect with the main DM8000 unit.
4. OUTPUTS section offers 8 output channels of balanced analogue audio using Euroblock connectors.
5. MODE switch determines whether the DM8008 outputs channels 1–8 or 9–16.

Mains power



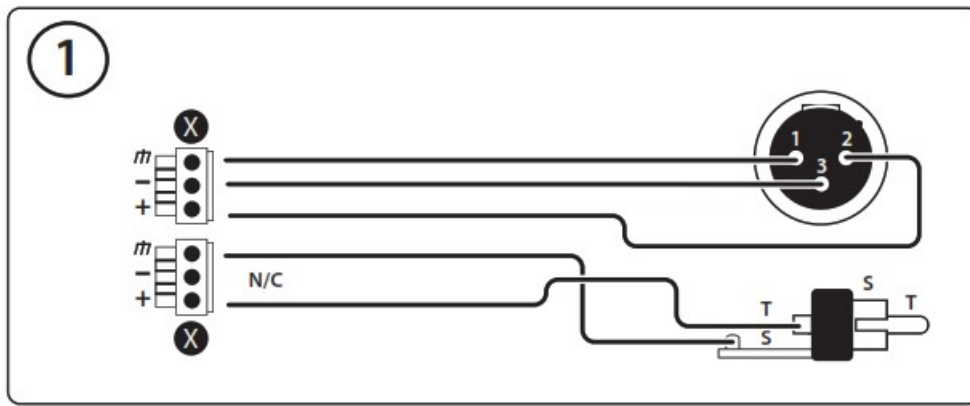
Each mains inlet should be sourced from its own separate wall-mounted mains outlet socket. Otherwise, both mains sources must be suitably distributed so as to meet local safety regulations.

Analogue Audio Connectors

To ensure the correct and reliable operation of the equipment, only high quality balanced, screened, twisted pair audio cable should be used. XLR connector shells should be of metal construction so that they provide a screen when connected and, where appropriate, they should have Pin 1 connected to the cable screen.

DM8008 uses Euroblock connectors for all analogue audio connections.

The following graphics offer guidance for correctly wiring common audio connectors (XLR, 1/4", RCA) to the Euroblock connections.



1. **Balanced and unbalanced outputs.** Euroblock to female XLR (balanced) and male RCA (unbalanced) with the following pinouts:

XLR: 1 = ground; 2 = hot (+); and 3 = cold (-).

RCA: Sleeve = ground; Tip = hot (+); Ring = not connected.

Specifications

Analogue Outputs	
Number of channels	8
Type	Euroblock (balanced)
Output impedance	100 Ω , balanced
ULTRANET Digital Network	
Number of channels	16 in / 16 out
Sampling rate	48 kHz
Latency	< 0.5 ms
Connector	2 x RJ45
Cable	SFTP CAT 5e TIA / EIA 568B
Cable length	up to 75 m / 250 ft
Performance	
Frequency response	20 Hz to 20 kHz (± 0.4 dB, input to output @ +4 dBu)
THD+N (20 Hz to 20 kHz @ 0 dB gain +4 dBu output)	< 0.004%
Dynamic range	> 110 dB (20 kHz BW, input to output @ +2 4 dBu)
D/A conversion	multi-bit $\Sigma\Delta$
Power Requirements	
Voltage	100-240 V ~
Frequency	50 / 60 Hz
Consumption	12 W
Dimensions / Weight	
Dimension (H x W x D)	49 x 483 x 165 mm (1.9 x 19 x 6.5")
Weight	2.0 kg (4.4 lbs)
Temperature Range	
Operation	+0° C to +45° C
Storage	-20° C to +60° C

Due to a policy of continual improvement, Klark Teknik reserves the right to alter the function or specification at any time without notice.

Other important information

Important information

1. **Register online.** Please register your new Music Tribe equipment right after you purchase it by visiting

musictribe.com. Registering your purchase using our simple online form helps us to process your repair claims more quickly and efficiently. Also, read the terms and conditions of our warranty, if applicable.

2. **Malfunction.** Should your Music Tribe Authorized Reseller not be located in your vicinity, you may contact the Music Tribe Authorized Fulfiller for your country listed under "Support" at musictribe.com. Should your country not be listed, please check if your problem can be dealt with by our "Online Support" which may also be found under "Support" at musictribe.com. Alternatively, please submit an online warranty claim at musictribe.com BEFORE returning the product.
3. **Power Connections.** Before plugging the unit into a power socket, please make sure you are using the correct mains voltage for your particular model. Faulty fuses must be replaced with fuses of the same type and rating without exception.

FEDERAL COMMUNICATIONS COMMISSION COMPLIANCE INFORMATION

Klark Teknik

DM8008

Responsible Party Name: Music Tribe Commercial NV Inc.

Address: 5270 Procyon Street, Las Vegas NV 89118, United States

Phone Number: +1 702 800 8290

DM8008

This equipment has been tested and found to comply with the limits for a Class A digital device, pursuant to part 15 of the FCC Rules. These limits are designed to provide reasonable protection against harmful interference when the equipment is operated in a commercial environment. This equipment generates, uses, and can radiate radio frequency energy and, if not installed and used in accordance with the instruction manual, may cause harmful interference to radio communications. Operation of this equipment in a residential area is likely to cause harmful interference in which case the user will be required to correct the interference at his own expense.

- Reorient or relocate the receiving antenna.
- Increase the separation between the equipment and receiver.
- Connect the equipment into an outlet on a circuit different from that to which the receiver is connected.
- Consult the dealer or an experienced radio/TV technician for help.

This device complies with Part 15 of the FCC rules. Operation is subject to the following two conditions:

1. this device may not cause harmful interference, and
2. this device must accept any interference received, including interference that may cause undesired operation.

Important information:

Changes or modifications to the equipment not expressly approved by Music Tribe can void the user's authority to use the equipment.



Hereby, Music Tribe declares that this product is in compliance with Directive 2014/35/EU, Directive 2014/30/EU, Directive 2011/65/EU and Amendment 2015/863/ EU, Directive 2012/19/EU, Regulation 519/2012 REACH SVHC and Directive 1907/2006/EC.


Full text of EU DoC is available at <https://community.musictribe.com/>

EU Representative: Music Tribe Brands DK A/S



Address: Ib Spang Olsens Gade 17, DK – 8200 Aarhus N, Denmark



Documents / Resources

	<p>KLARK TEKNIK DM8008 8 Channel Output Box with ULTRANET Connectivity [pdf] User Guide</p> <p>DM8008 8 Channel Output Box with ULTRANET Connectivity, DM8008, 8 Channel Output Box with ULTRANET Connectivity</p>
---	--

References

-  [Music Tribe](#)
-  [Music Tribe](#)