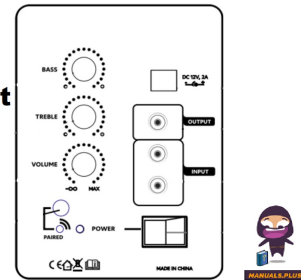



KIRSTEIN
00083097concat
Base Control



KIRSTEIN 00083097 I concat Base Control Owner's Manual

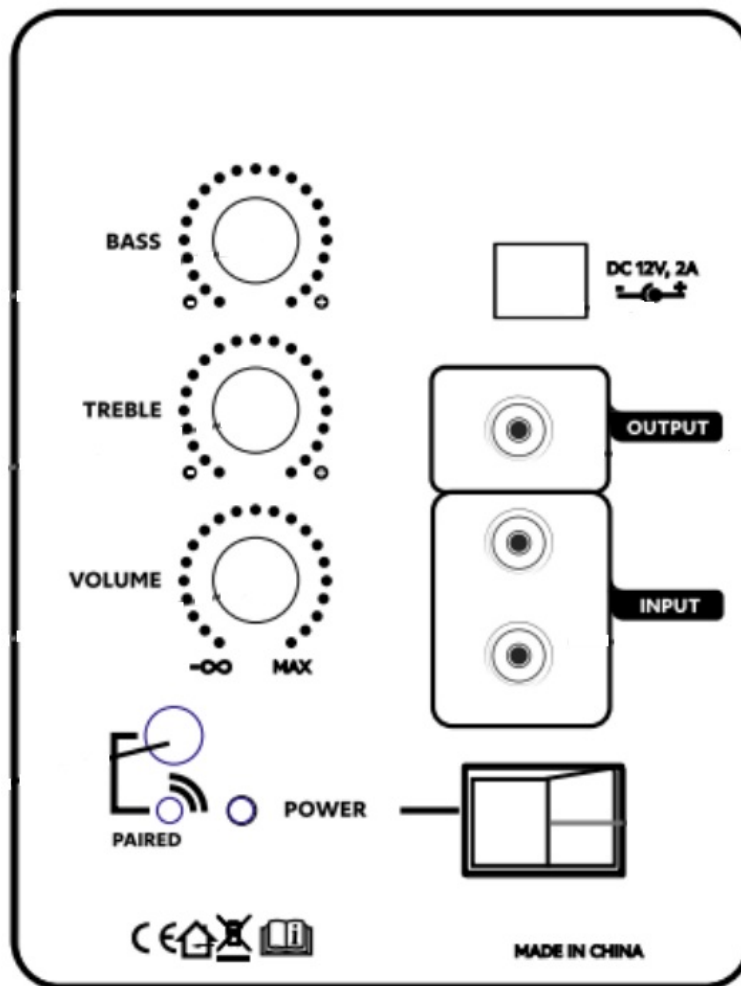
[Home](#) » [KIRSTEIN](#) » KIRSTEIN 00083097 I concat Base Control Owner's Manual 

Contents

- [1 KIRSTEIN 00083097 I concat Base Control](#)
- [2 Specifications](#)
- [3 Bass Control](#)
- [4 Bluetooth Connection](#)
- [5 Frequently Asked Questions](#)
- [6 Documents / Resources](#)
 - [6.1 References](#)

KIRSTEIN

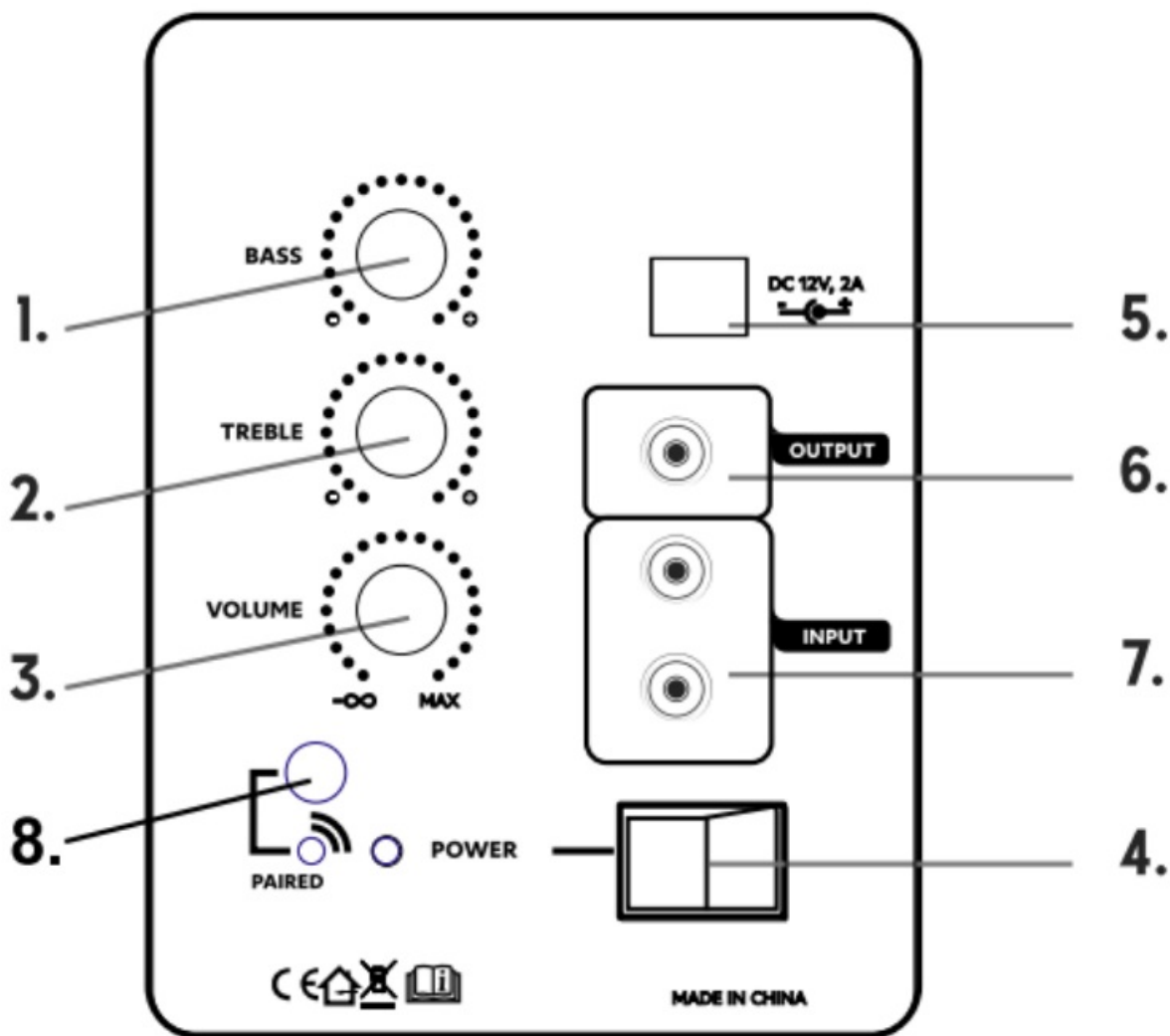
KIRSTEIN 00083097 I concat Base Control



Specifications

- Bass Control: Low-frequency adjustment
- Treble Control: High-frequency adjustment
- Volume Control: Input sensitivity adjustment
- Power Switch: On/Off switch
- Power Input: Connects to power adapter
- Output: RCA connector for slave speaker (right)
- Input: RCA input left and right

Bass Control



1. **BASS**

Use the bass control for low-frequency adjustment, turn left for decreasing low frequencies, and turn right for increasing low frequencies.

2. **TREBLE**

Use the treble control for high-frequency adjustment, turn left for decreasing high frequencies, and turn right for increasing high frequencies.

3. **VOLUME**

With the volume control, it's possible to adjust the input sensitivity, turn left to decrease the input sensitivity and turn right to increase the input sensitivity.

4. **POWER SWITCH**

Turns the loudspeaker on/off. Make sure the volume knob is set to a minimum before turning it on!

5. **POWER INPUT**

Connect the included power adapter to this input and connect the other end of the cable to a power source.

6. **OUTPUT**

RCA connector for slave speaker (right).

7. **INPUT**

RCA input left and right.

8. **Bluetooth**

To pair with Bluetooth, first press the Bluetooth button until the Bluetooth blinks, then turn on the Bluetooth Settings on your mobile device, search the list of "MTO3B" devices, select it, and complete the pairing process.

Once the pairing is complete, the Bluetooth button will be fixed in blue and you can enjoy the transmission from your mobile device. If you press the bluetooth button again, it will turn off.

Bluetooth Connection

1. Press the Bluetooth button until it blinks to enter pairing mode.
2. Enable Bluetooth on your mobile device and search for “MTO3B” in the available devices list.
3. Select the MTO3B device and complete the pairing process.
4. Once paired, the Bluetooth button will stay lit in blue, indicating a successful connection.
5. To disconnect, press the Bluetooth button again to turn off Bluetooth.

Frequently Asked Questions

Q: How do I adjust the bass and treble?

A: Use the bass control knob for low frequencies and the treble control knob for high frequencies. Turn left to decrease and right to increase.

Q: What should I do before turning on the loudspeaker?

A: Ensure the volume knob is set to a minimum before turning on the power switch.

Documents / Resources

	<p>KIRSTEIN 00083097 I concat Base Control [pdf] Owner's Manual</p> <p>00083097, 00083097 I concat Base Control, 00083097 I concat, Base Control, Control</p>
---	---

References

- [User Manual](#)

[Manuals+.](#) [Privacy Policy](#)

This website is an independent publication and is neither affiliated with nor endorsed by any of the trademark owners. The "Bluetooth®" word mark and logos are registered trademarks owned by Bluetooth SIG, Inc. The "Wi-Fi®" word mark and logos are registered trademarks owned by the Wi-Fi Alliance. Any use of these marks on this website does not imply any affiliation with or endorsement.