



## kinetik NB-222C Compressor Nebuliser User Guide

[Home](#) » [Kinetik](#) » kinetik NB-222C Compressor Nebuliser User Guide 

kinetik NB-222C Compressor Nebuliser User Guide

In association with

**St John**  
Ambulance

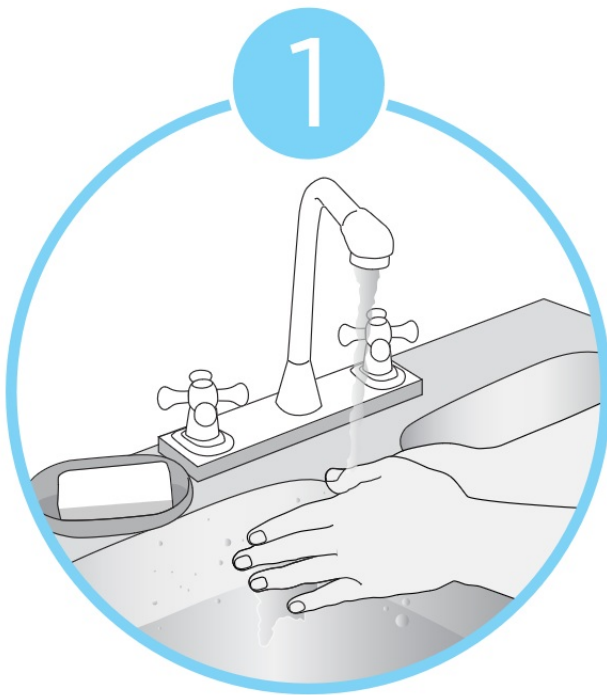


**kinetik**  
WELLBEING

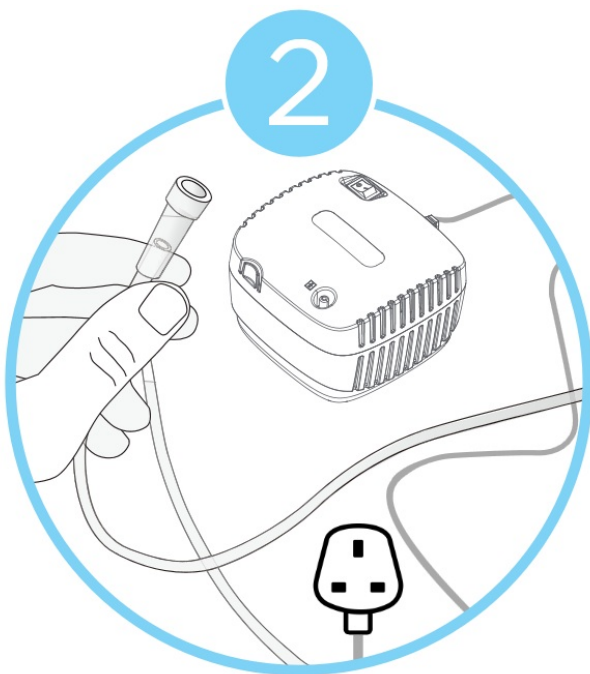
# -Quick Start Guide-

NB-222C

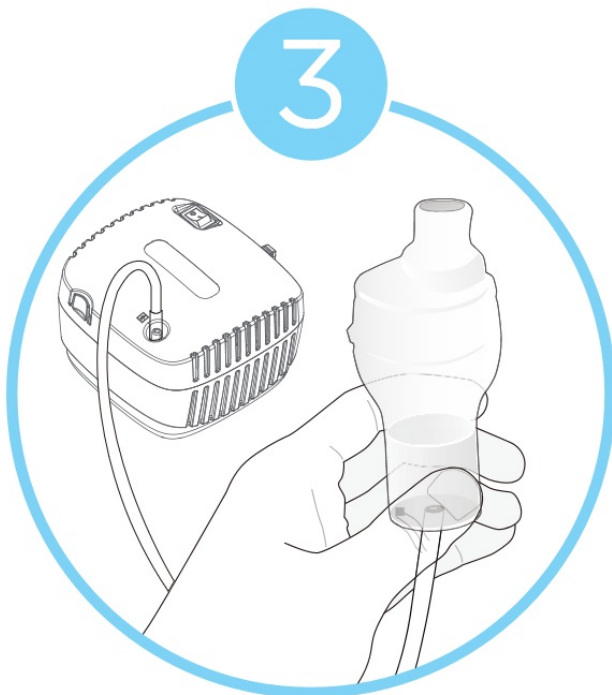
Compressor  
Nebuliser



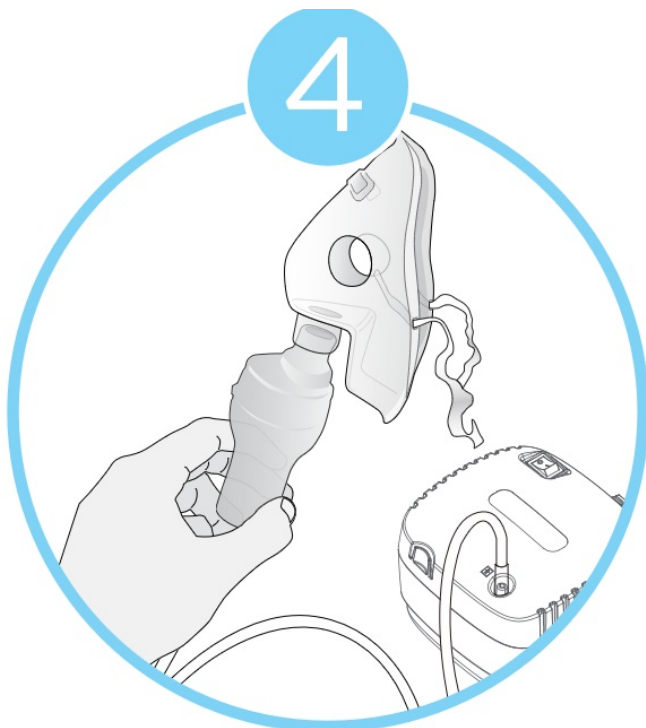
Wash hands with soap and water. Dry with towel or tissue.



Assemble nebulizer, ensuring to plug in and insert the air tube into machine.



Fill medicine cup with prescribed medication, and attach tube to medicine cup.



Attach tube and mask/mouthpiece to medicine cup.



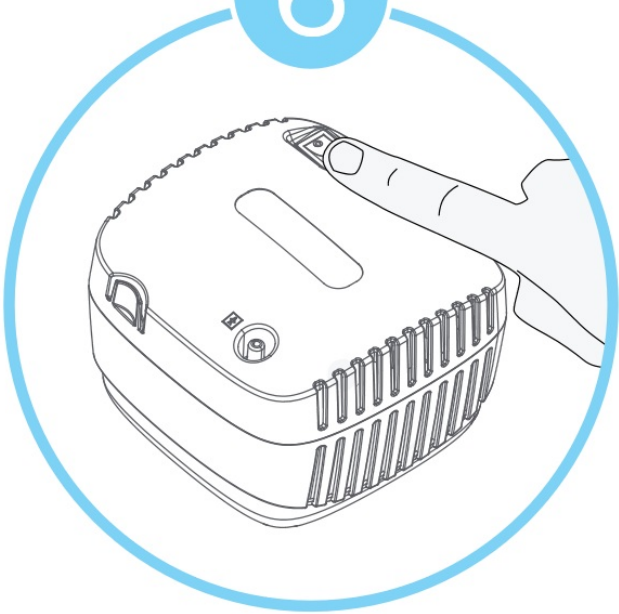
If using mask-place mask tightly over the mouth and nose.

5/B



If using mouthpiece – place the mouthpiece between the teeth and close lips around it.

6



Press ON/OFF to start treatment. Inhale medication slowly and deeply until nebulizer cup is empty.




for more information visit :  
**kinetikwellbeing.com**

[kinetikwellbeing.com](http://kinetikwellbeing.com)

## Contents

- 1 Documents / Resources**
  - 1.1 References**

## Documents / Resources

 The image shows the cover of a "Quick Start Guide" for the "NB-222C Compressor Nebuliser". The cover is light blue with white text. At the top left, there are logos for "St John Ambulance" and "kinetik WELLBEING". The title "Quick Start Guide" is in a larger font, followed by "NB-222C" and "Compressor Nebuliser" in smaller fonts.	<p><a href="#">kinetik NB-222C Compressor Nebuliser</a> [pdf] User Guide NB-222C Compressor Nebuliser, NB-222C, Compressor Nebuliser, Nebuliser</p>
---------------------------------------------------------------------------------------------------------------------------------------------------------------------------------------------------------------------------------------------------------------------------------------------------------------------------------------------------------------------------------------------------------------------------------	---------------------------------------------------------------------------------------------------------------------------------------------------------

## References

- [User Manual](#)

[Manuals+](#), [Privacy Policy](#)

This website is an independent publication and is neither affiliated with nor endorsed by any of the trademark owners. The "Bluetooth®" word mark and logos are registered trademarks owned by Bluetooth SIG, Inc. The "Wi-Fi®" word mark and logos are registered trademarks owned by the Wi-Fi Alliance. Any use of these marks on this website does not imply any affiliation with or endorsement.