




Kindermann TD-3015-UW Touch Display User Guide

[Home](#) » [Kindermann](#) » Kindermann TD-3015-UW Touch Display User Guide 



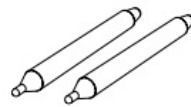

Contents

- [1 Safety instructiuons and warnings](#)
- [2 Scope of delivery](#)
- [3 Mounting](#)
- [4 User manual](#)
- [5 CE declaration of conformity](#)
- [6 Service and support](#)
- [7 Documents / Resources](#)
- [8 Related Posts](#)

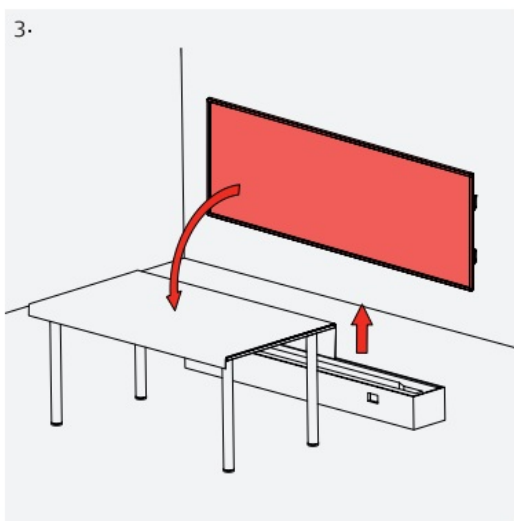
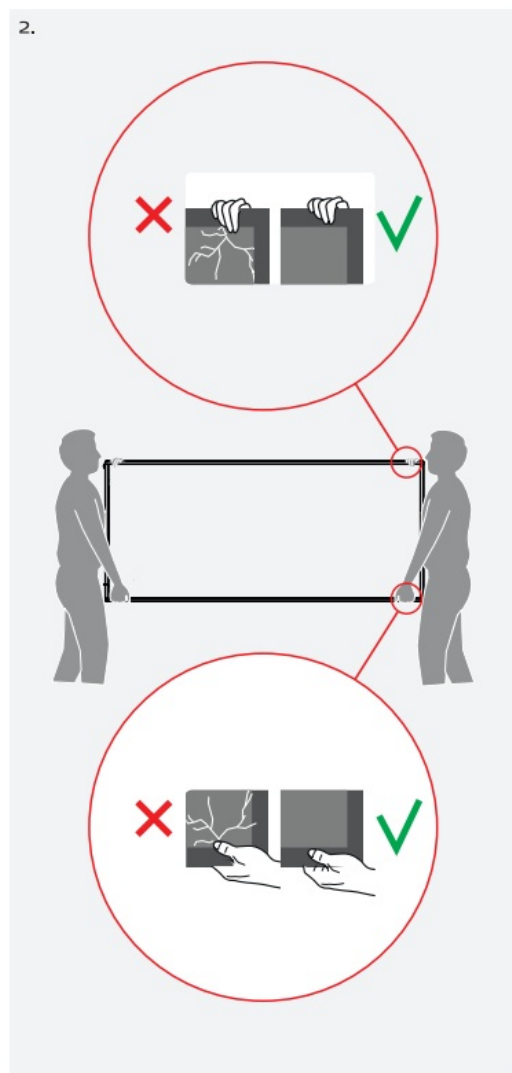
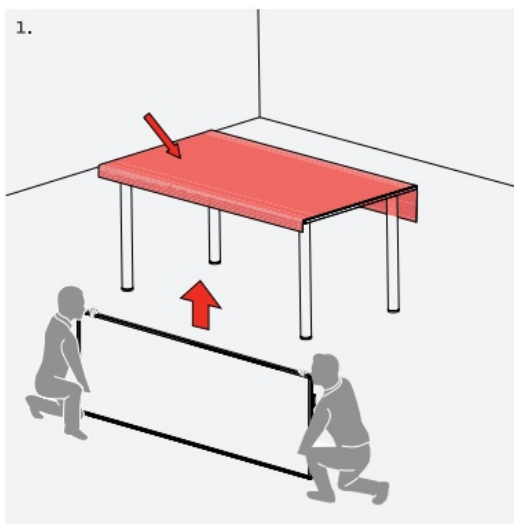
Safety instructiuons and warnings

- > Please read this manual carefully before using the product.
 - > If the unit is moved from a cold to a warm environment, condensation may form inside. In such a case, the product should not be moved for at least 24 hours before restarting so that the condensate can dry in the air.
 - > Do not allow liquids or metallic objects to enter the product. If this is the case, disconnect the power plug immediately and contact Service.
 - > Do not wipe with solvents such as benzine, acids, alkalis, aggressive or abrasive detergents, volatile oils and thinners as these solvents may damage the product.
 - > Do not apply force when wiping the display as this may scratch the display.
 - > Do not operate the display in direct sunlight.
 - > The ventilation openings must not be covered.
 - > A 3-pole power cable is included. Before installation, make sure that the ground connection of the socket is properly earthed.
- Do not lay the power cord in passageways to prevent persons from stepping on it; also keep it away from areas where it may be crushed.
- > If the display will not be used for an extended period of time, turn it off and unplug it.
 - > If there are unusual noises or smells, turn it off immediately and unplug it, contact service personnel as soon as possible.
 - > Do not attempt to open or disassemble this product as this may expose you to dangerous voltage or other risks. Contact your service partner for further assistance.
 - > Avoid leaving static content, text or icons on the screen for too long, as this may result in a „ghost image“ on the screen.

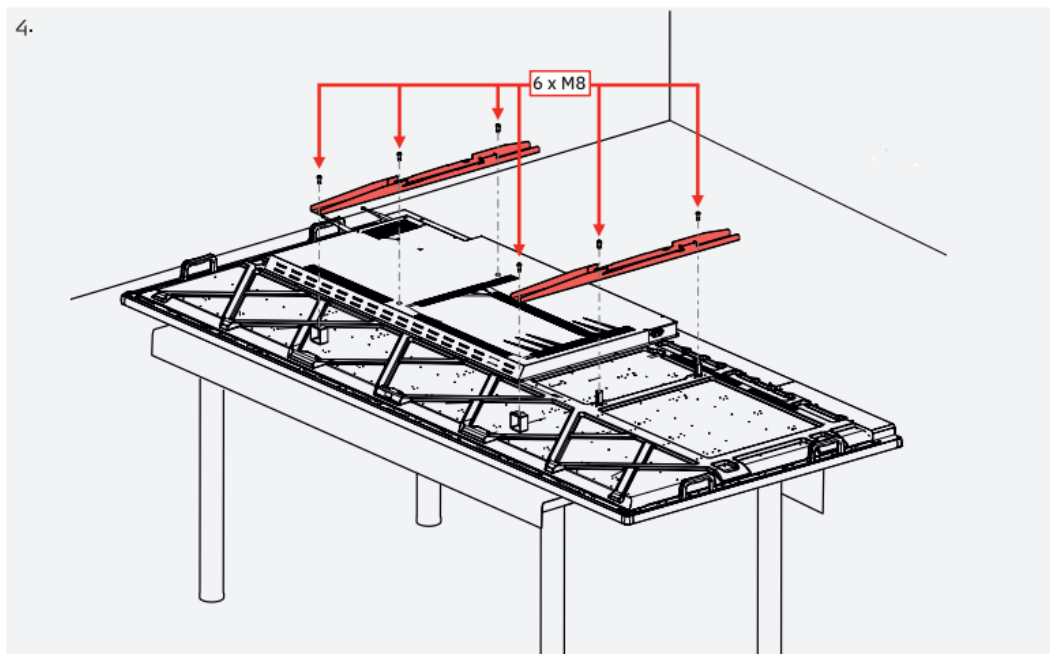
Scope of delivery



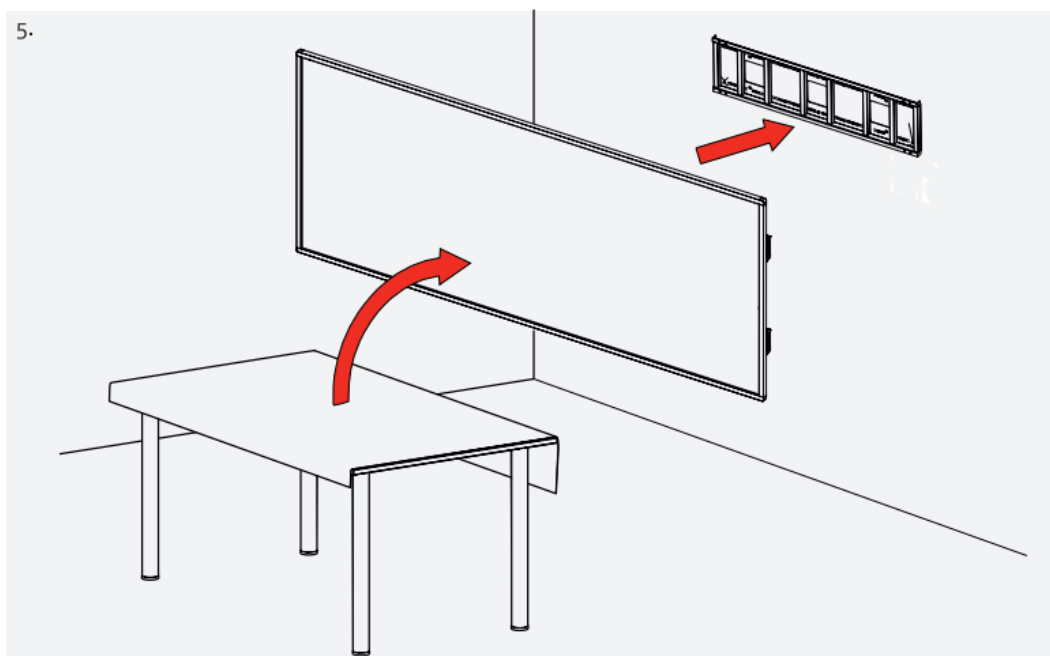
Mounting

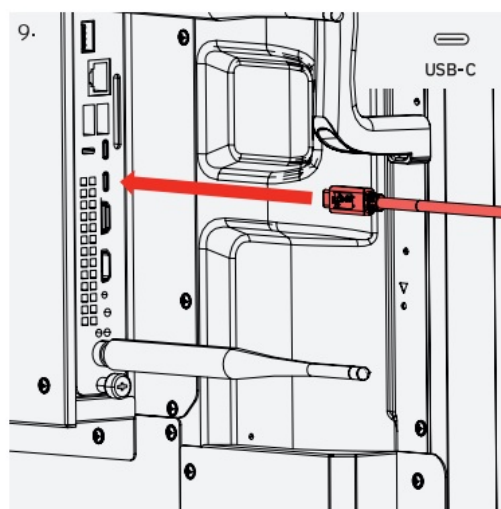
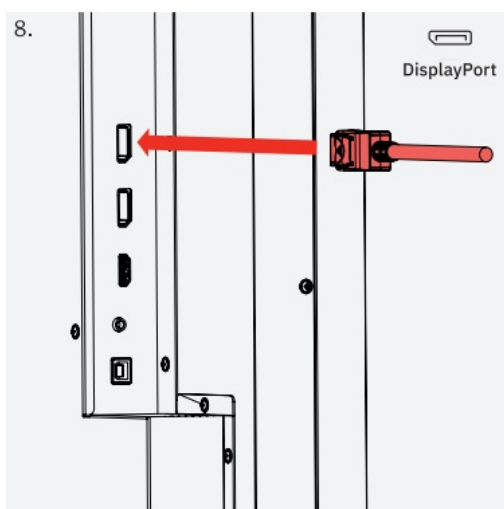
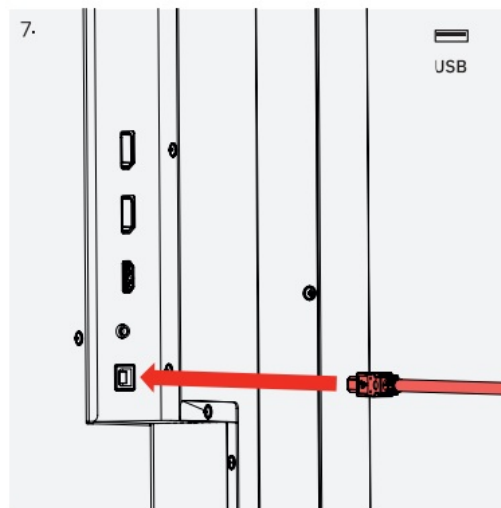
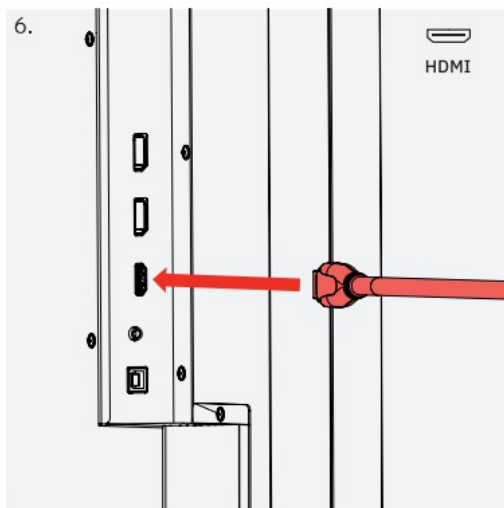


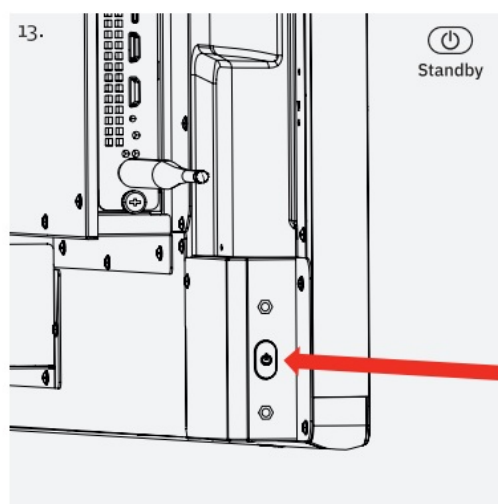
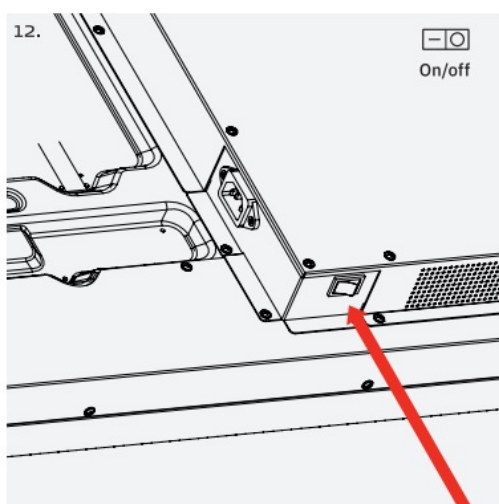
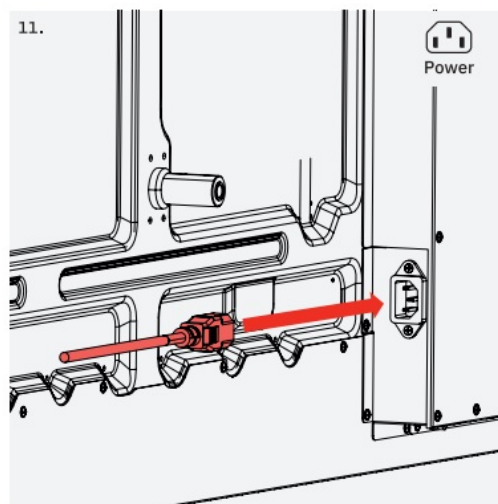
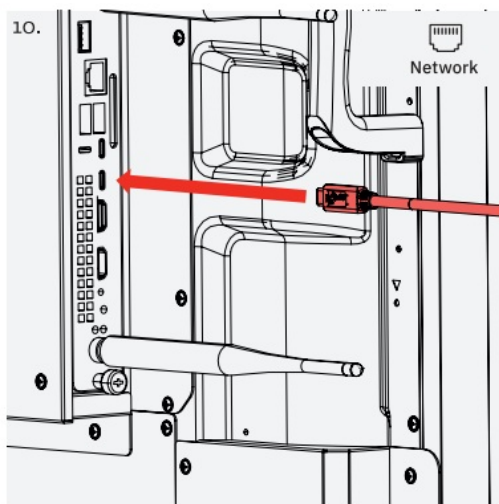
4.



5.





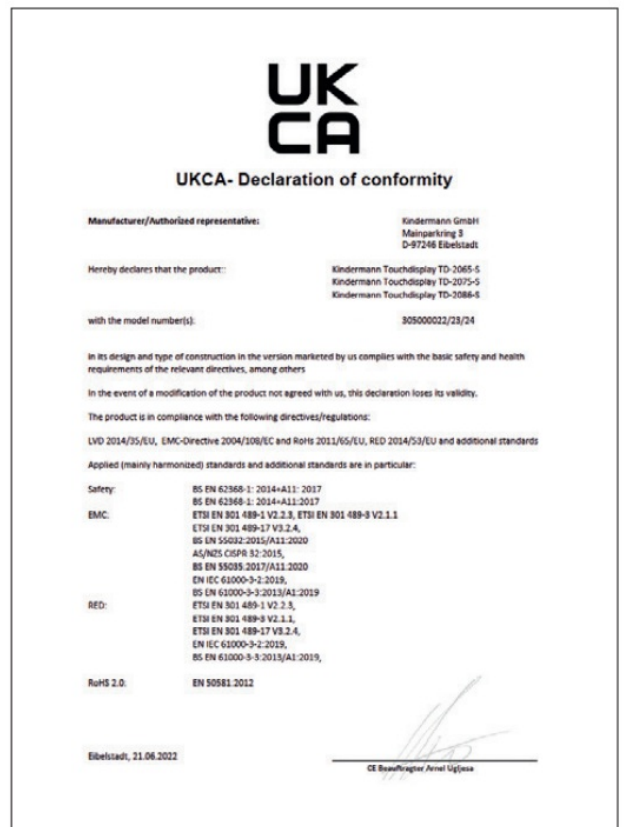
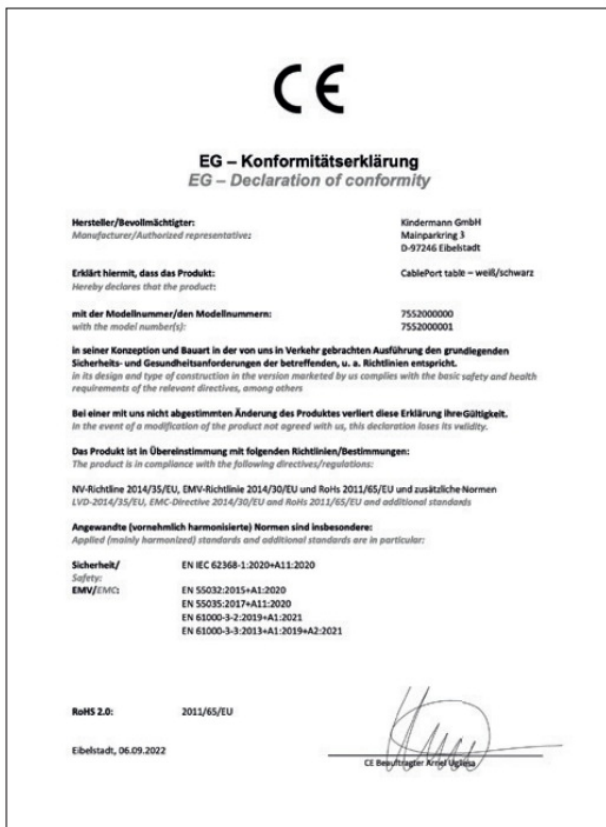


User manual



<https://kindermann-manuals.com/en/touchdisplays-manual-td-30105/>

CE declaration of conformity



Note:

The currently valid CE and UKCA declaration can be viewed and downloaded at the following URL:

https://shop.kindermann.de/erp/webshop/navigationPath/3050000030.html&request_locale=en_GB

Service and support

Technical issues: support@kindermann.de

Questions regarding pending repairs, claims, spare parts: service@kindermann.de



Kindermann GmbH
Mainparkring 3 | 97246 Eibelstadt | Germany
Tel. +49 9303 9840-0
Subject to alterations
3050000030 ID/GB | 12.2022

Documents / Resources



[Kindermann TD-3015-UW Touch Display](#) [pdf] User Guide
TD-3015-UW Touch Display, TD-3015-UW, Touch Display, Display