



Kimex 052-2006 Video Projector Ceiling Support Adjustable Height Instruction Manual

[Home](#) » [Kimex](#) » Kimex 052-2006 Video Projector Ceiling Support Adjustable Height Instruction Manual 

Contents

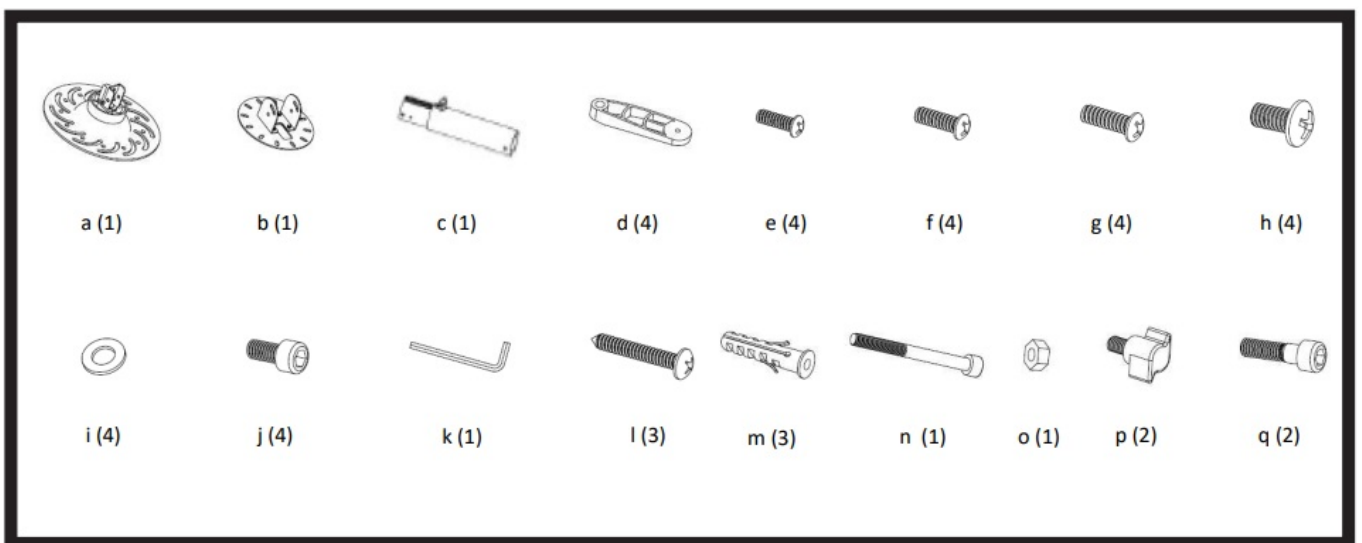
- [1 Kimex 052-2006 Video Projector Ceiling Support Adjustable Height Instruction](#)
- [2 INSTRUCTIONS](#)
- [3 MAINTENANCE](#)
- [4 Documents / Resources](#)
- [5 Related Posts](#)



Kimex 052-2006 Video Projector Ceiling Support Adjustable Height Instruction

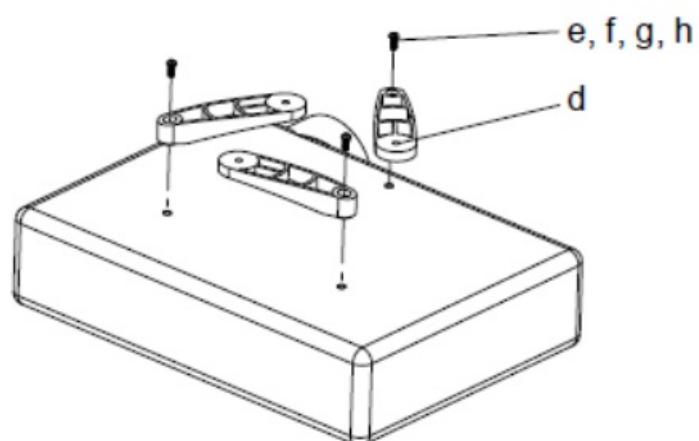


INSTRUCTIONS



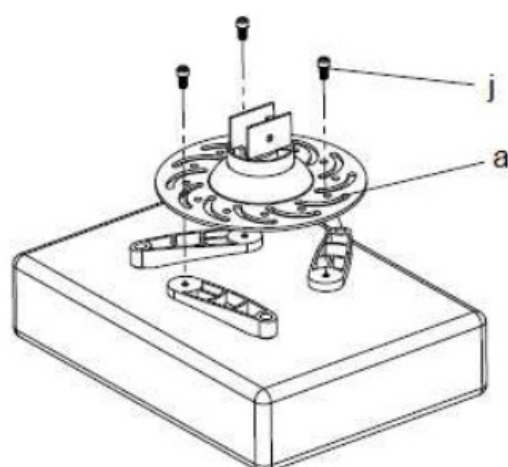
• STEP 1

1 Step 1



• STEP 2

2 Step 2

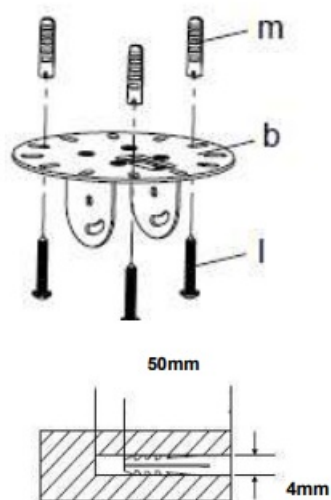


• STEP 3

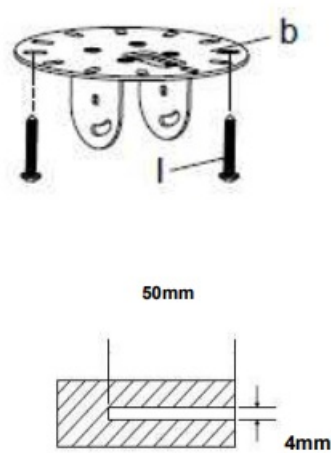
3

Step 3

Pour mur en béton
For concrete wall



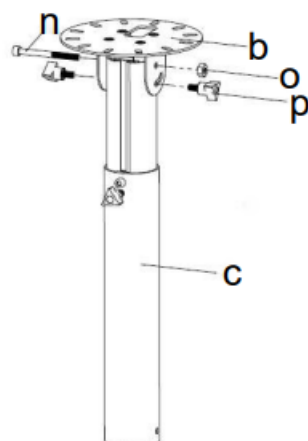
Pour mur en bois
Wood stud wall



• STEP 4

4

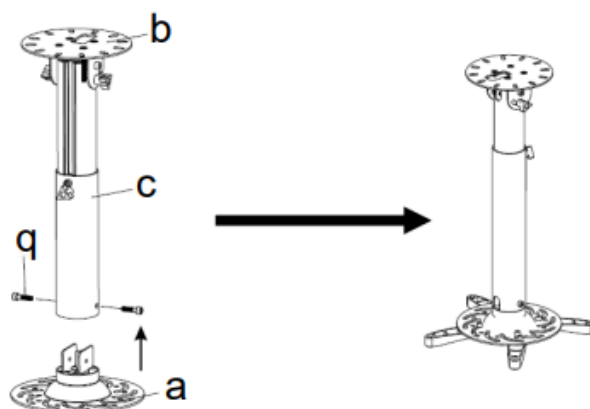
Step 4



• STEP 5

5

Step 5



Read the entire instruction manual before you start installation and assembly. If you have any questions regarding any of the instructions or warnings, please contact your local distributor for assistance.

CAUTION Use With products heavier than the rated weights indicated may result in instability causing possible


injury. Mounts must be attached as specified in assembly instructions. Improper installation may result in damage or serious personal injury. Safety gear and proper tools must be used. This product should only be installed by professionals. Make sure that the Supporting Surface will Safely support the combined weight of the of the equipment and al attached hardware and oomponents. Use the mounting screws provided and DO NOT OVER TIGHTEN mounting screws Tnis proouet contains smallrems that couia be a cnoking nazard T swallowed. Keep tnese Tems away Trom cniaren. This product is intended for indoor use oniy. Using this product outdoors could lead to product failure and personal injury.

IMPORTANT: Ensure that you have received all parts according to the component checklist prior to installation. It any parts are missing or taulty, telephone your local

MAINTENACNCE

Check that the bracket is secure and safe to use at regular intervals (at least every three months)

Documents / Resources

| | |
|---|--|
|  | Kimex 052-2006 Video Projector Ceiling Support Adjustable Height [pdf] Instruction Manua 052-2006 Video Projector Ceiling Support Adjustable Height, 052-2006, Video Projector Ceiling Support Adjustable Height, Projector Ceiling Support Adjustable Height, Ceiling Support Adjust able Height, Adjustable Height, Height |
|---|--|