



Keychron K3 Wireless Bluetooth Mechanical Keyboard Instruction Manual

[Home](#) » [Keychron](#) » Keychron K3 Wireless Bluetooth Mechanical Keyboard Instruction Manual

Keychron K3 Wireless Bluetooth Mechanical Keyboard Instruction Manual




If you are a Windows user, please find the appropriate keycaps in the box, then follow the instructions below to find and replace the following keycaps.

Contents [[hide](#)

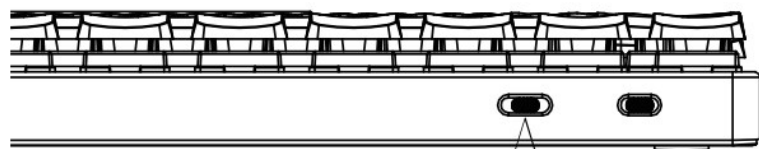

- [1 Overview](#)
- [2 Connect Bluetooth](#)
- [3 Connect Cable](#)
- [4 Change Light effect](#)
- [5 Disable Auto Sleep Mode](#)
- [6 Remap keys](#)
- [7 Turn Off the Backlight](#)
- [8 Factory Reset](#)
- [9 Documents / Resources](#)
- [10 Related Posts](#)

Overview



Connect Bluetooth

Press fn + 1 (for 4 seconds) and pair with device named Keychron K3




BT ☐ Cable

Switch toggle to Bluetooth

Connect Cable



+




+




Switch toggle to Cable

Change Light effect

Press light effect key



For RGB version – Press fn + right arrow / left arrow to change color



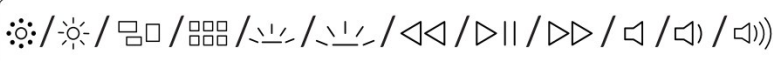
fn + < or >

Switch between function and multimedia keys (F1- F12)

For Windows: Press fn + X + L (for 4 seconds) to switch



fn + X + L



Multimedia keys


F1 F2 F3 F4 F5 F6 F7 F8 F9 F10 F11 F12

Function keys

For Mac: Go to system settings > Keyboard > and enable the function keys. For F5 & F6 as function keys press fn + K + C (for 4 seconds) and use same shortcut to switch.



Settings



Keyboard



☒ Use F1,F2,etc.keys as standard function keys
When this option is selected,press the Fn key to use the special features printed on each key.

Enable the function keys

Disable Auto Sleep Mode

The keyboard goes to Auto Sleep Mode in 10 minutes of sitting idle to save battery



Press fn + S + O (for 4 seconds) to disable the Auto Sleep Mode. (If you want to go back to the Auto Sleep mode, press fn + S + O for 4 seconds again)



fn + S + O

Remap keys

We don't have an official software to remap the keys yet. But you can use these two software to get the job done. (Except the light effect key)

For Mac - Karabiner

Karabiner

For Windows - SharpKeys


SharpKeys

We have a Linux user group on facebook. Please search "Keychron Linux Group" on facebook. So you can better experience with our keyboard.



Turn Off the Backlight

If you are on the Mac, the default is to press F5 key. If you are on the Windows, the default is to press fn + F5 key.




Or press the fn + light effect key.



Factory Reset

Trouble shooting? Don't know what's going on with the keyboard? Try factory reset by pressing fn + J + Z (for 4 seconds)



Not Happy



support@keychron.com

 **Keychron K3**

Documents / Resources



[Keychron K3 Wireless Bluetooth Mechanical Keyboard](#) [pdf] Instruction Manual
K3 Wireless Bluetooth Mechanical Keyboard, K3, Wireless Bluetooth Mechanical Keyboard, Mechanical Keyboard