



Keychron K2 Bluetooth Pairing: How to Connect Guide

[Home](#) » [Keychron](#) » **Keychron K2 Bluetooth Pairing: How to Connect Guide**

The Keychron K2 Bluetooth Mechanical Keyboard is a versatile and high-performance keyboard that offers both Bluetooth and wired connectivity options. This user guide provides detailed instructions on how to connect the keyboard to your device, change light effects, switch between function and multimedia keys, disable auto sleep mode, remap keys, and troubleshoot common issues. The guide also includes specifications for the keyboard, an overview of its features, and safety precautions to ensure optimal performance and longevity. Additionally, the FAQ section provides answers to common questions about the keyboard's functionality, customization options, and compatibility with different devices. Whether you're a Windows or Mac user, this guide will help you make the most of your Keychron K2 Bluetooth Mechanical Keyboard.

Contents [[hide](#)]

- [1 K2 Bluetooth Mechanical Keyboard](#)
- [2 IN THE BOX:](#)
- [3 Quick Start Guide](#)
 - [3.1 Connect Bluetooth](#)
 - [3.2 Cable Connect](#)
 - [3.3 Change Light Effect](#)
 - [3.4 Switch between function and multimedia keys \(F1-F12\)](#)
 - [3.5 Disable Auto Sleep Mode](#)
 - [3.6 Remap keys](#)
 - [3.7 Turn Off the Backlight](#)
 - [3.8 Factory Reset](#)
- [4 K2 BLUETOOTH MECHANICAL KEYBOARD SPECIFICATIONS](#)
- [5 OVERVIEW](#)
- [6 LED STATUS OVERVIEW](#)
- [7 BLUETOOTH MODE](#)
- [8 TROUBLESHOOTING](#)
- [9 Safety Precaution:](#)
- [10 FAQs](#)
- [11 VIDEO](#)
- [12 Documents / Resources](#)
 - [12.1 References](#)
- [13 Related Posts](#)

K2 Bluetooth Mechanical Keyboard



Keychron K2 Bluetooth Mechanical Keyboard


IN THE BOX:

- **Keychron K2 Bluetooth Mechanical Keyboard:** x 1
- **Type-C Cable:** 1
- **Manual:** 1
- **Quick Start Guide:** 1
- **Extra Keycaps Set:** 1

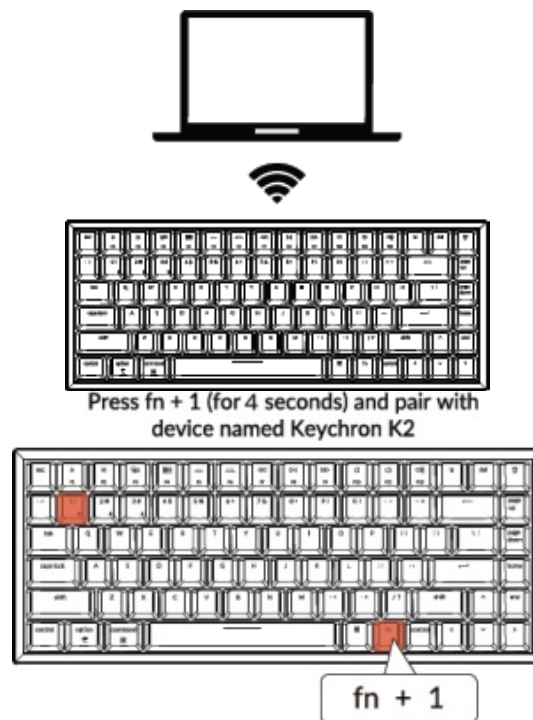
Quick Start Guide

If you are a Windows user, please find the appropriate keycaps in the box, then follow the instructions below to find and replace the following keycaps.

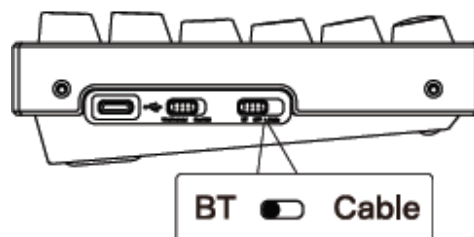
Mac / Windows



Connect Bluetooth



Switch toggle to Bluetooth



Cable Connect

Disable Auto Sleep Mode

- The keyboard goes to Auto Sleep Mode in 10 minutes of sitting idle to save battery



- Press fn + S + O (for 4 seconds) to disable the Auto Sleep Mode.
- (If you want to go back to the Auto Sleep mode, press fn + S + O for 4 seconds again)



Remap keys

We don't have an official software to remap the keys yet. But you can use these two software to get the job done.
(Except the light effect key)

For Mac – Karabiner


For Windows – SharpKeys

Linux's Setting: We have a Linux user group on facebook. Please search “Keychron Linux Group” on facebook.

So you can better experience with our keyboard. 🐧

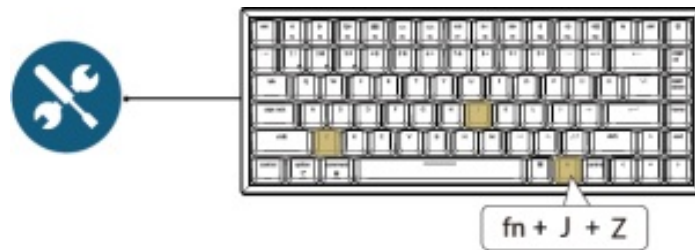
Turn Off the Backlight

If you are on the Mac, the default is to press F5 key.
If you are on the Windows, the default is to press fn + F5 key.



Factory Reset

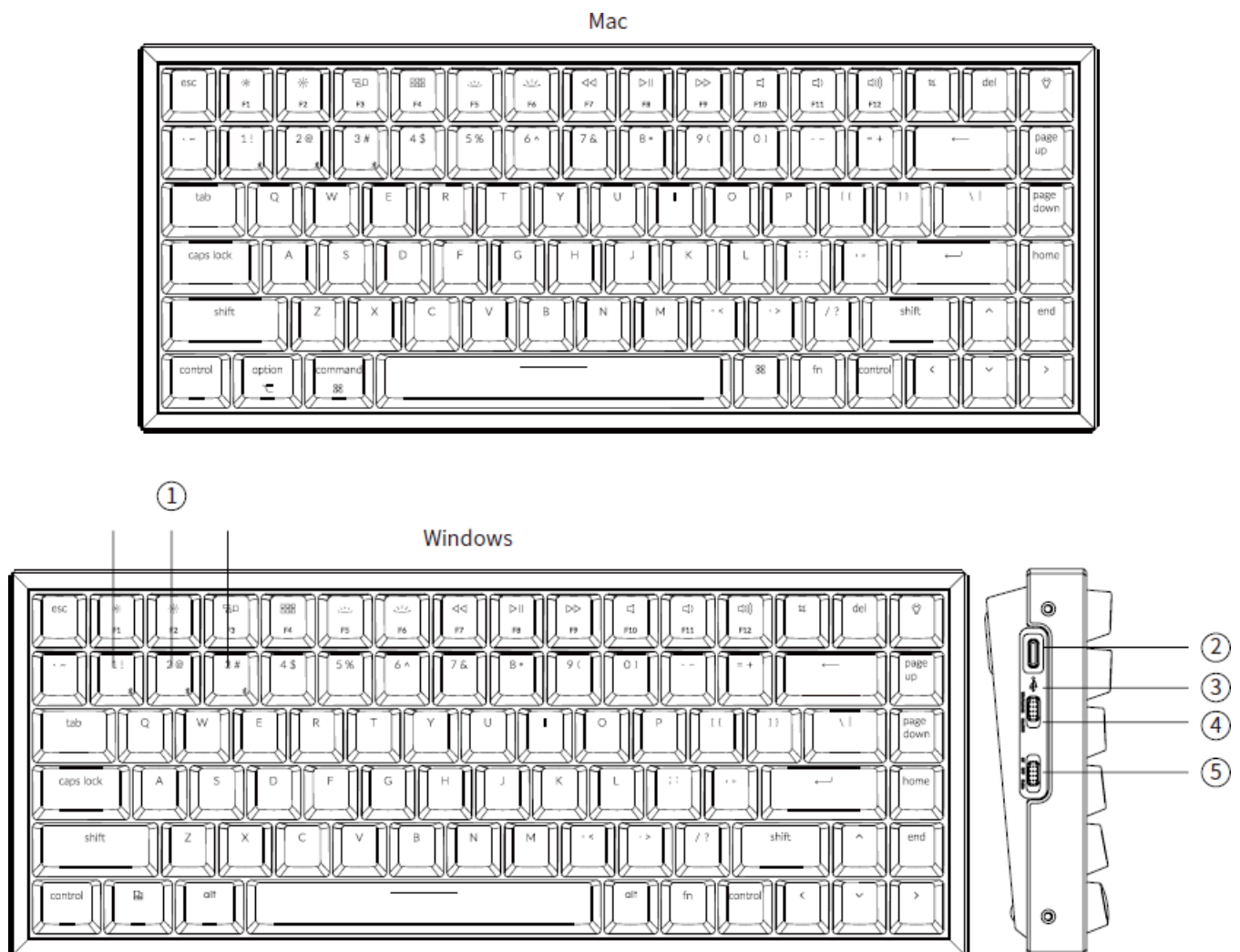
Trouble shooting? Don't know what's going on with the keyboard? Try factory reset by pressing fn +J +Zcfor 4 seconds)



K2 BLUETOOTH MECHANICAL KEYBOARD SPECIFICATIONS

Number of keys: 84 Switch type: Mechanical / Optical Switch Battery: 4000mAh Working time: Around 70 hours with the backlight on. Charging time: Around 3 hours Charging port: USB Type-C Mode: Bluetooth/Wired Bluetooth operating distance: Within 10 meters (open space) Name of Bluetooth device: Keychron K2
Operating Environment: -10 to 50°C Technical specifications can be subjected to change without notice we apologize for any inconvenience caused

OVERVIEW



1. Bluetooth indicator
2. Charging port
3. Battery indicator
4. Win/Android Mac/iOS (OS Toggle Switch)
5. BT OFF Cable (Mode Toggle Switch)

LED STATUS OVERVIEW

LED Location	Function	Statu
Battery indicator	Charging	Low battery – Blinking Red Charging – Static Red Fully charged – Static Green
Bluetooth indicator	Bluetooth	Pairing – Fast Blinking Paired – Light Off Switching – Slow Blinking

*The Keychron keyboard is compatible with all USB ports. Please use a 5V 2A adapter or USB 3.0 for the best performance. The Keychron K2 can be charged in Bluetooth/on/off mode. ** This product supports up to 5V charging voltage and 2A charging current. We are not responsible for any problems caused by improper charging.

Backlit will be turned on.

BLUETOOTH MODE

1. Switch the keyboard to Bluetooth option.
2. Backlit will be turned on.
3. Hold “Fn+1” key for 4 seconds to activate Bluetooth pairing (the Bluetooth indicator fast flashes for 3 minutes to detect pairing).
4. Search for the Bluetooth device “Keychron K2” on your device and connect it (the Bluetooth indicator goes off after successful pairing).

Note: This keyboard supports pairing up to 3 devices simultaneously via combination key “fn” + “1” / “fn” + “2” / “fn” + “3”. *The Bluetooth indicator will continue to flash for 3 minutes. **Slow or failed connections may exist due to different Bluetooth versions, please make sure all the settings are correct.

TROUBLESHOOTING

If unable to pair keyboard to device, confirm that the device you’re trying to pair with is Bluetooth-capable. If so, restart the device and try pairing it with the keyboard again.

Note: On a Windows computer, a new Bluetooth connection will sometimes require additional software updates—a process that may still be ongoing after a message appears indicating a successful completion. Wait at least 20 minutes after pairing to make sure all updates are completed before restarting the computer.

Confirm that the device is configured to accept Bluetooth connections (Windows) and supports an external keyboard (HID profile).

Go to Bluetooth Devices > Open Settings and select the following:

- Allow Bluetooth devices to find this computer
- Allow Bluetooth devices to connect to this computer

- Alert me when a Bluetooth device wants to connect My keyboard isn't working.
- For the keyboard: Turn the keyboard off and back on.
- Turn Bluetooth off and restart the computer. (Windows)

My Keyboard isn't Working.

For the device: Go to Bluetooth settings and turn off Bluetooth and "forget" the keyboard. Restart the device and turn on Bluetooth to reconnect.

Bluetooth connection is interrupted even within 10 meter.

Check if the keyboard is resting on a metal surface that can interfere with the Bluetooth signal.

Third party input tools are not compatible with the keyboard.

Due to compatibility, versions, brands and drivers of Windows/Android OS, functions of third party input tools may be affected while using the keyboard. Please make sure your operating system and drivers are up to date.

Certain fn keys or multimedia keys does not work under Windows/Android mode.

Functions of certain multimedia keys may be disabled due to compatibility, versions, brands and drivers of Windows/Android OS.

Safety Precaution:

Keep the product, accessories and packaging parts out of reach of children to prevent any accidents and choking hazards. Always keep the product dry to avoid corrosion. Do not expose the product to extreme temperatures below -10°C (5°F) or above 50°C (131°F) to preserve the lifespan of the keyboard and battery.

Other top Keychron manual's:

- [Keychron C2 Full Size Mechanical Keyboard User Guide](#)
- [Keychron C1 Tenkeyless Mechanical Keyboard User Manual](#)
- [Keychron K12 Bluetooth Mechanical Keyboard User Guide](#)

Keychron, Inc.

Dover, DE 19901, United States

Find us at: <https://www.keychron.com>

Support@keychron.com

ffi @keychron

(@keychron

W @keychronMK

Designed by Keychron

Made in China

FAQS

Can i set up a static white color for the rgb version? i didn't find any information about it anywhere.

Yes you can. It has a lot of different backlight modes, and in the static one you can change colors, and use white.

is there a windows version with alt vs command key? or option to swap them out?

I'm comes with Mac and windows keycaps

Lights stopped working on alu rgb k2 after not even 24 hours of use. lights stopped responding to keypress and light bulb button does nothing?

Check the rectangle visual keyboard instructions paper that came with your keyboard you might have pressed a key combo that changed some settings. My did the same thing, I can't remember exactly how I got it to come back but the paper helped. Hold down (fn + end) do the lights come on? if you press the light button it'll shut it off (at least that was my issue) I was used to the light button cycling through the different lights. I think you might be having the same issue I had.

what's the difference between the K2 and the K2 V2?

The k2 V2 is the most updated version, it features a slimmer body as well as Bluetooth 3.0. If you're thinking about buying one, I would go with the V2

How long is the included cable?

About 1 m

Does bluetooth connect smoothly between two device? Or is there delays or re pairing?

That depends on the BlueTooth speed of the device you are using, I have my PC with a BT 5.1 adaptor and it pairs almost instantly, when I switch to my laptop, which has BT 4.2, it takes about 1 or 1.5 sec to pair.

is the USB Cable included?

Yes, a USB-C (keyboard) to USB-A (computer) cable is included.

Does this keyboard work wirelessly with the PlayStation 4?

It does it's a Bluetooth keyboard so you can program the channel to connect to your PS4 I have mine connected with both my Xbox and my PS4

Is it possible to customize individual rgb keys? e.g. make the caps lock switch to green or some other color when caps lock is engaged?

No, but there are different preset modes. No caps lock indicator at all actually.

How does it work ?

It works with wire or bluetooth. I almost always use it with bluetooth, battery life is excellent where I don't to charge it even once a week; this would depend on your usage but I do use it pretty heavily across Windows and Mac.

do the f keys require a function key to be used? or always the primary key stroke?

The primary keystroke initiates the multi-media functions indicated on the top of the key. To use as a function key, you DO need to use the function key located to the right of the spacebar.

does the internal battery need to be replaced?

If you're inclined to replace any existing internal battery, I suppose you could. That may void your warranty. Keep in mind, there's not much of a warranty on this to begin with. If I remember, there's a thirty day warranty. Most of these keyboards will probably not fail within that time. I think a year warranty would speak better of the company producing these. The existing warranty is thirty days as a matter of policy which they put in place for a reason. Stay away, I would advise. Too bad, the keyboard is built very well and seems premium. But the battery issue is a deal killer for a bluetooth keyboard. Also, it never switched between mac and PC (I have both, and this keyboard never worked in the way it was advertised- at any time)

Is this keyboard good for fps gaming? it looks more like it's marketed for office/school use.

I do not feel it is a gaming keyboard. It is great for development and system engineering work. It is also substantial, solid, durable and yes, customizable. I do not think it has the speed you would want in a gaming keyboard – the comfort and strike depth, yes – no question.

what is the corresponding model in 87 keys?

This keyboard is Keychron, K2, RGB, Aluminum Frame, model.

Can you switch the ctrl and caps key? using function

If by “using function” you mean a combination of fn + <other key>, I don’t think so. However, it’s very easy to set that up via the system’s keyboard preferences in macOS, or using tools like GNOME Tweak or KDE in Linux. Windows is a bit different, but a quick Google search can get you easy-to-follow instructions to do what you want (in my case, the process involved setting some values on the registry).

Does this keyboard work wirelessly with the PlayStation 4?

Yes, it is a Bluetooth keyboard, so you can program the channel to connect to your PS4.

Is it possible to customize individual RGB keys, such as making the Caps Lock switch to green or some other color when Caps Lock is engaged?

No, but there are different preset modes. There is no Caps Lock indicator at all actually.

How does the Keychron K2 Bluetooth Mechanical Keyboard work?

It works with wire or Bluetooth. The battery life is excellent, and you may not need to charge it even once a week, depending on your usage. It works across Windows and Mac.

Do the F keys require a function key to be used, or always the primary key stroke?

The primary keystroke initiates the multimedia functions indicated on the top of the key. To use as a function key, you DO need to use the function key located to the right of the spacebar.

Does the internal battery of the Keychron K2 Bluetooth Mechanical Keyboard need to be replaced?



If you’re inclined to replace any existing internal battery, you can, but it may void your warranty. Keep in mind, there’s not much of a warranty on this keyboard to begin with. The existing warranty is thirty days as a matter of policy which they put in place for a reason.








[Keychron-K2-Bluetooth-](#)



[Keychron K2 Bluetooth Mechanical Keyboard User Guide](#)
[Click to Read More Keychron Manuals](#)

	Keychron K2 Bluetooth Mechanical Keyboard [pdf] User Guide Keychron, K2, Bluetooth, Mechanical, Keyboard
	Keychron K2 Bluetooth Mechanical Keyboard [pdf] User Manual K2, Bluetooth Mechanical Keyboard

References

-  [alza.at](#)
-  [alza.co.uk](#)
-  [alza.de](#)
-  [alza.hu](#)
-  [alza.sk](#)