



# Keychron C2A2 C2 Full Size 104 Keys Wired Mechanical Gaming Keyboard Instruction Manual

[Home](#) » [Keychron](#) » Keychron C2A2 C2 Full Size 104 Keys Wired Mechanical Gaming Keyboard Instruction Manual 

## Contents

- [1 Keychron C2A2 C2 Full Size 104 Keys Wired Mechanical Gaming Keyboard](#)
- [2 Change Light Effect](#)
- [3 Switch Between Keys and Multimedia \(F1-Function F12\)](#)
- [4 Remap keys](#)
- [5 Activate Siri/Cortana](#)
- [6 Turn Off the Backlight](#)
- [7 Factory Reset](#)
- [8 Documents / Resources](#)
- [9 Related Posts](#)



## Keychron C2A2 C2 Full Size 104 Keys Wired Mechanical Gaming Keyboard



If you are a Windows user, please find the appropriate keycaps in the box, then follow the instructions below to find and replace the following keycaps.

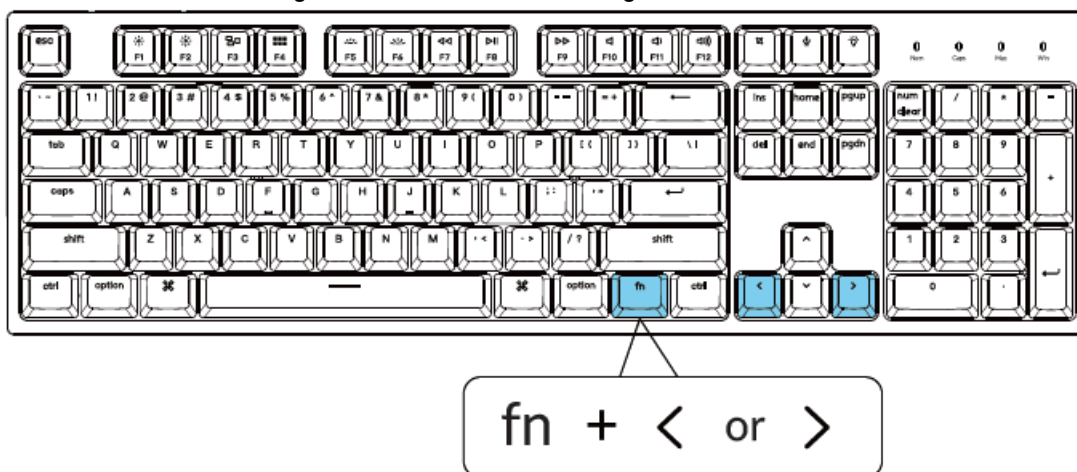
## A tactile mechanical keyboard for peak productivity

### Change Light Effect

Press light effect key

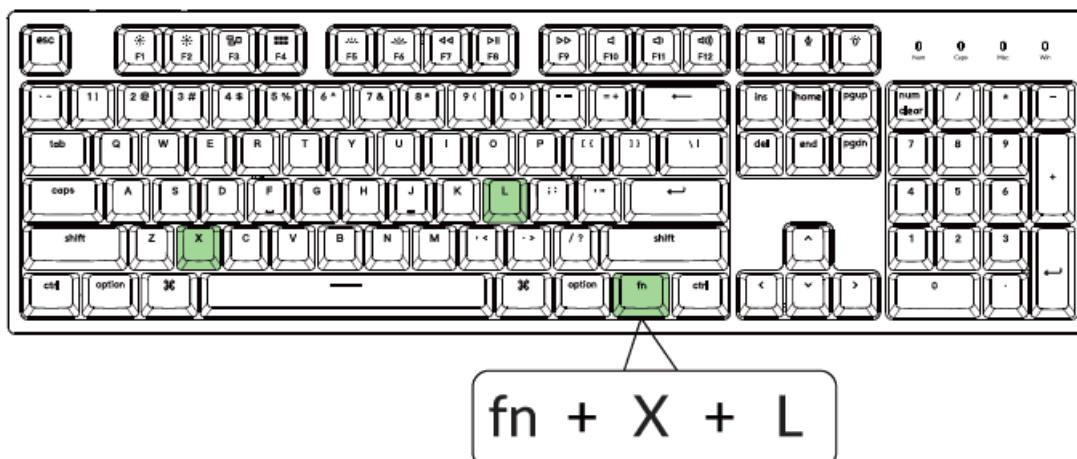


For the RGB version – Press fn + right arrow/left arrow to change color.



### Switch Between Keys and Multimedia (F1-Function F12)

For Windows: Press fn + X + L (for 4 seconds) to switch.





Multimedia keys

F1 F2 F3 F4 F5 F6 F7 F8 F9 F10 F11 F12

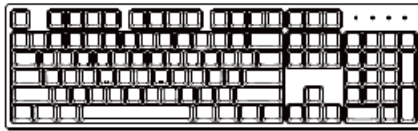
Function keys

### For Mac:

Go to system settings > Keyboard > and enable the function keys. For F5 & F6 as function keys press fn +K+C (for 3 seconds) and use the same shortcut to switch.



Settings



Keyboard



☒ Use F1,F2,etc.keys as standard function keys  
When this option is selected,press the Fn key to use the special features printed on each key.

Enable the function keys

### Remap keys

We don't have official software to remap the keys yet. But you can use this two software to get the job done. (Except for the light effect key).

For Mac - Karabiner

Karabiner

For Windows - SharpKeys

SharpKeys

We have a Linux user group on Facebook. Please search “Keychron Linux Group” on Facebook. So you can better experience with our keyboard.



### Activate Siri/Cortana

For Siri on Mac: Go to System preferences> Siri > select the “Press Fn (Function) Space” option. The Siri key only works on macOS and does not work on iOS.



Settings



Siri



☒ Press Fn (Function) Space


### For Cortana on Windows:

Select Start > Settings> Cortana and select the shortcut by pressing Windows key +C key. “Windows Cortana is only available for Windows 10 and above OS. Cortana is only available in certain countries/regions and might not work everywhere.



## Turn Off the Backlight

If you are on the Mac, the default is to press the FS key. If you are on Windows, the default is to press the fn + FS key.



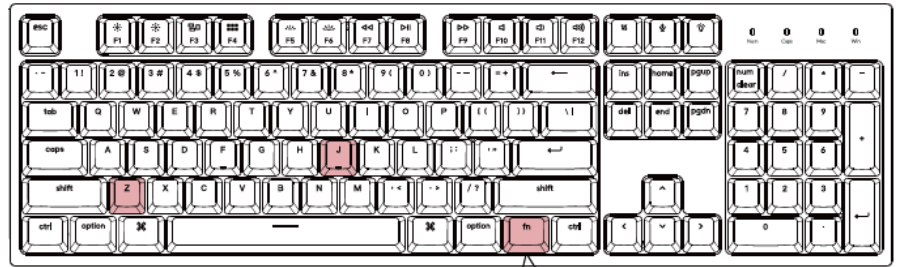
Or press the fn + light effect key.



## Factory Reset

Troubleshooting? Don't know what's going on with the keyboard?


Try factory reset by pressing fn+J +Z (for 3 seconds).



fn + J + Z

Not Happy  
[support@keychron.com](mailto:support@keychron.com).

## Documents / Resources

	<p><a href="#">Keychron C2A2 C2 Full Size 104 Keys Wired Mechanical Gaming Keyboard</a> [pdf] Instruction Manual</p> <p>C2A2, C2 Full Size 104 Keys Wired Mechanical Gaming Keyboard, C2A2 C2 Full Size 104 Keys Wired Mechanical Gaming Keyboard, Full Size 104 Keys Wired Mechanical Gaming Keyboard, 104 Keys Wired Mechanical Gaming Keyboard, Wired Mechanical Gaming Keyboard, Mechanical Gaming Keyboard, Gaming Keyboard, Keyboard</p>
---	--

[Manuals+](#).