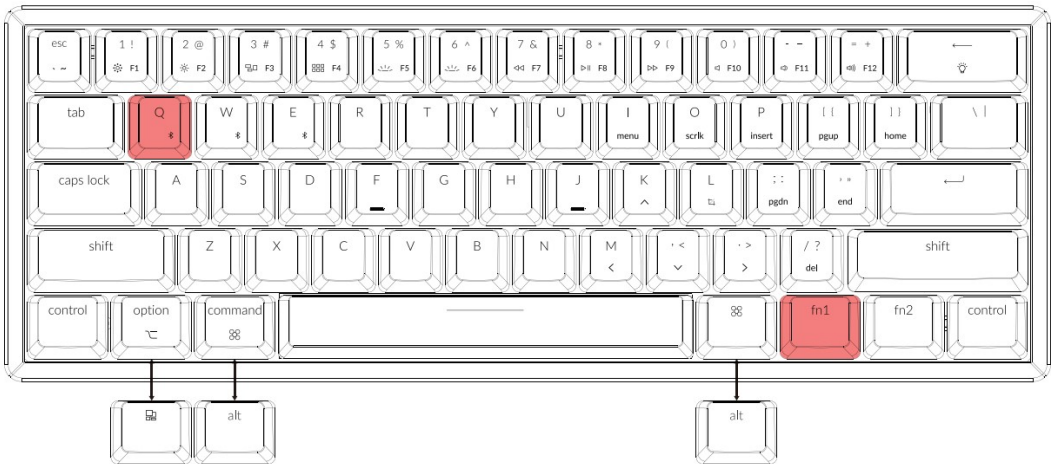


Keychron B09QXKRJMT Compact Wireless Mechanical Keyboard User Guide

[Home](#) » [Keychron](#) » Keychron B09QXKRJMT Compact Wireless Mechanical Keyboard User Guide 

Keychron B09QXKRJMT Compact Wireless Mechanical Keyboard User Guide

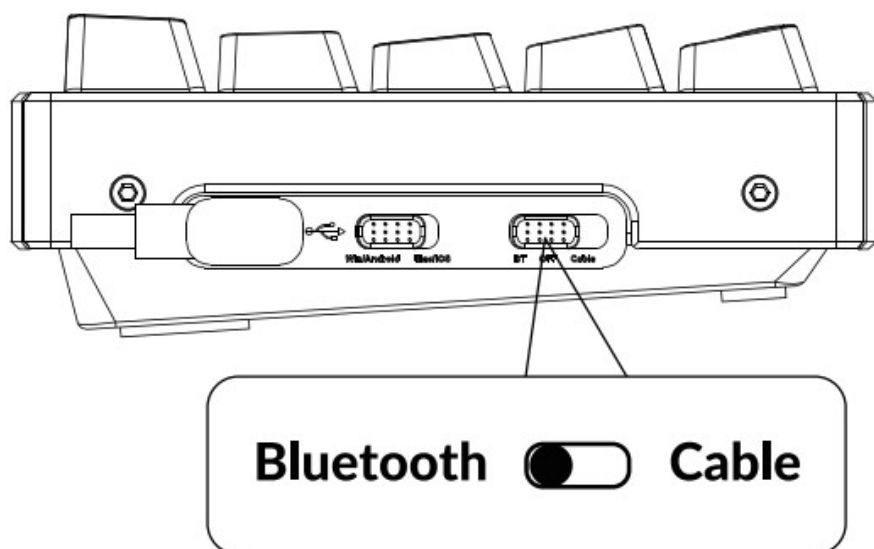


Contents

- 1 [Connect Bluetooth](#)
- 2 [Connect Cable](#)
- 3 [Change Light Effect](#)
- 4 [Multimedia Key and Function Key](#)
- 5 [Disable Auto Sleep Mode](#)
- 6 [Remap keys](#)
- 7 [Turn Off the Backlight](#)
- 8 [Remap keys](#)
- 9 [Factory Reset](#)
- 10 [Documents / Resources](#)
- 11 [Related Posts](#)

Connect Bluetooth

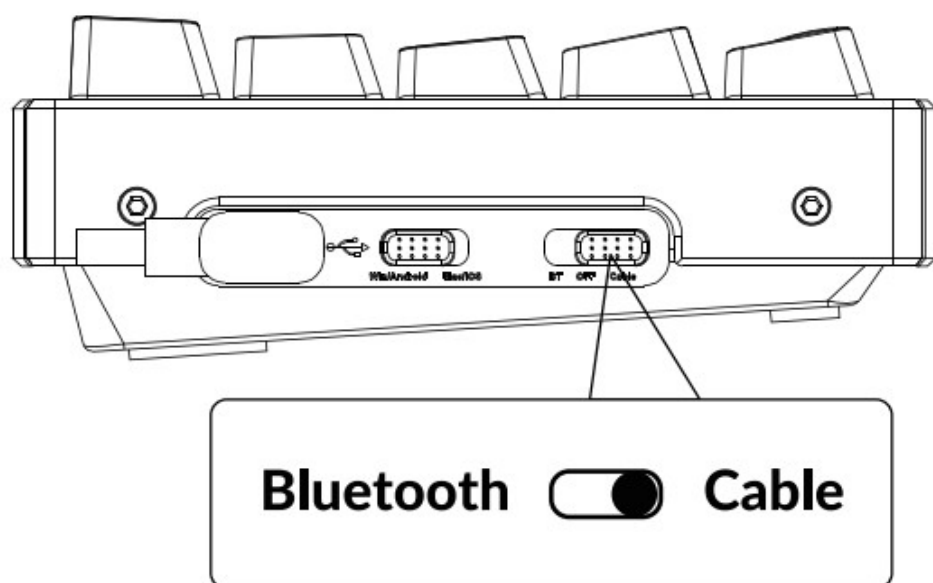
Switch toggle to Bluetooth



Press fni + Q (for 3 seconds) and pair with device named Keychron K12

Connect Cable

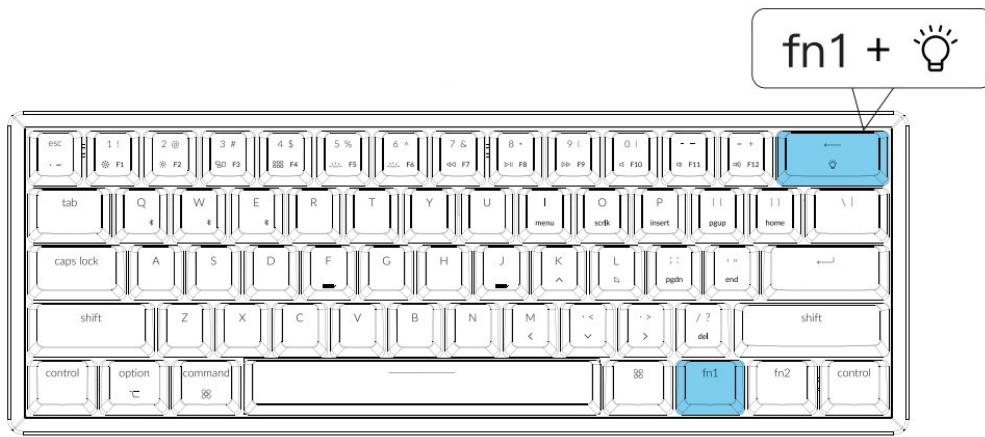
Switch toggle to Cable



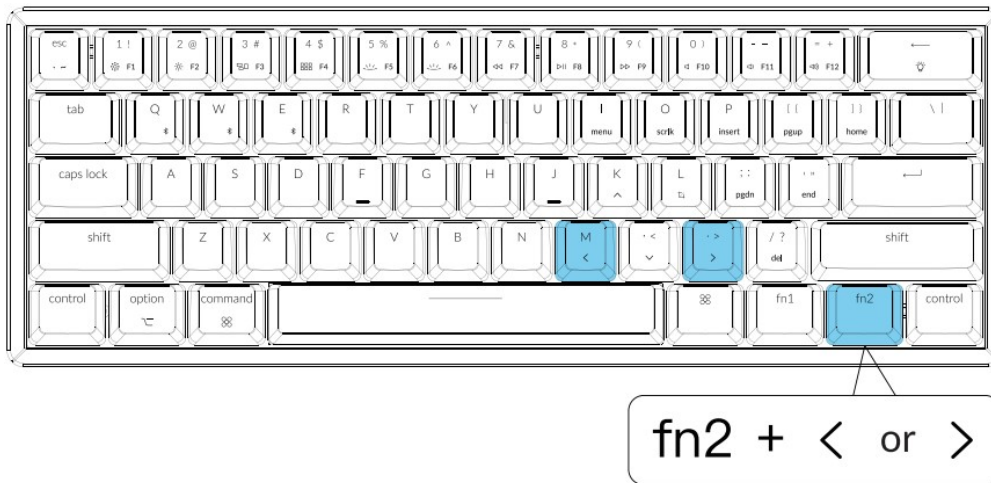
Switch to wired mode after connected the cable to your keyboard.

Change Light Effect

Press light effect key



For RGB version – Press fn2 + right arrow / left arrow to change color



Multimedia Key and Function Key

Multimedia keys



Function keys

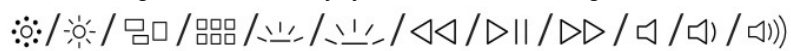
F1 / F2 / F3 / F4 / F5 / F6 / F7 / F8 / F9 / F10 / F11 / F12

In order to get Mogirnotrtg gcnou need to press mnt and



6 Krt.


In orded to get Function Key. you need to messing and



Key

Disable Auto Sleep Mode

The keyboard goes to Auto Sleep Mode in 10 minutes of sitting idle to save battery



Press fn2 + S + 0 (for 4 seconds) to disable the Auto Sleep Mode.



Remap keys

We don't have an official software to remap the keys yet. But you can use these two software to get the job done.
(Except the light effect key)

For Mac – Karabiner



Karabiner

For Windows – SharpKeys



SharpKeys

Linux's Setting

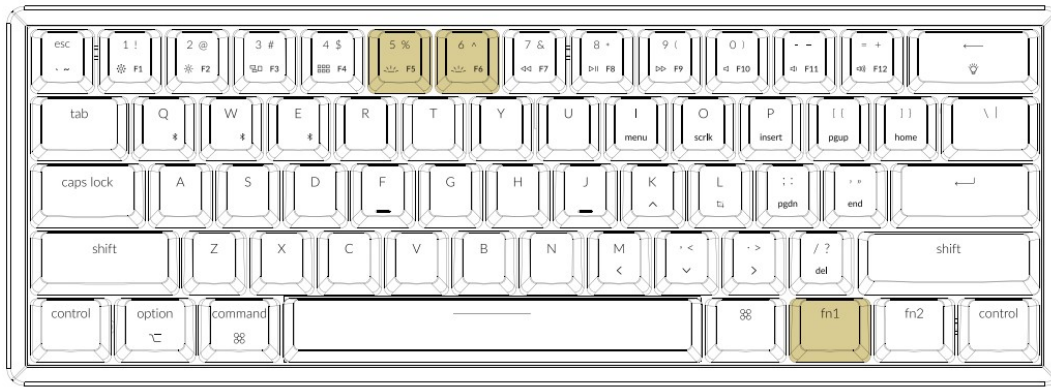
We have a Linux user group on facebook. Please search “Keychron Linux Group” on facebook. So you can have better experience with our keyboard.

Turn Off the Backlight

In order to turn up the brightness of the backlight, you need to press fn1 +




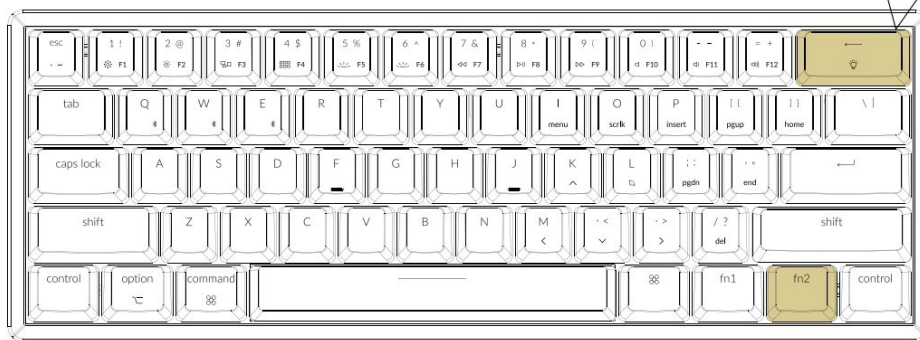
In order to turn down the brightness of the backlight, you need to press fnl + I



Remap keys

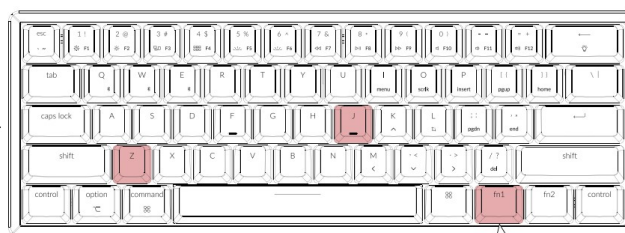
We don't have an official software to remap the keys yet. But you can use these two software to get the job done. (Except the light effect key) For Mac – Karabiner For Windows – SharpKeys

fn2 + 



Factory Reset

Trouble shooting? Don't know what's going on with the keyboard? Try factory reset by pressing fnl + .1 + Z (for 3 seconds)



fn1 + J + Z

Documents / Resources



[Keychron B09QXKRJMT Compact Wireless Mechanical Keyboard](#) [pdf] User Guide B09QXKRJMT, B08MLJMDNN, B08MKSNYJD, B09QXFXX6K, B08MLJ411T, B08MKJR83P, B09QXKRJMT Compact Wireless Mechanical Keyboard, B09QXKRJMT, Compact Wireless Mechanical Keyboard, Wireless Mechanical Keyboard, Mechanical Keyboard, Keyboard