



# Kensington M01502-D Multi-Device Dual Wireless Compact Keyboard User Guide

[Home](#) » [Kensington](#) » Kensington M01502-D Multi-Device Dual Wireless Compact Keyboard User Guide 

## Contents

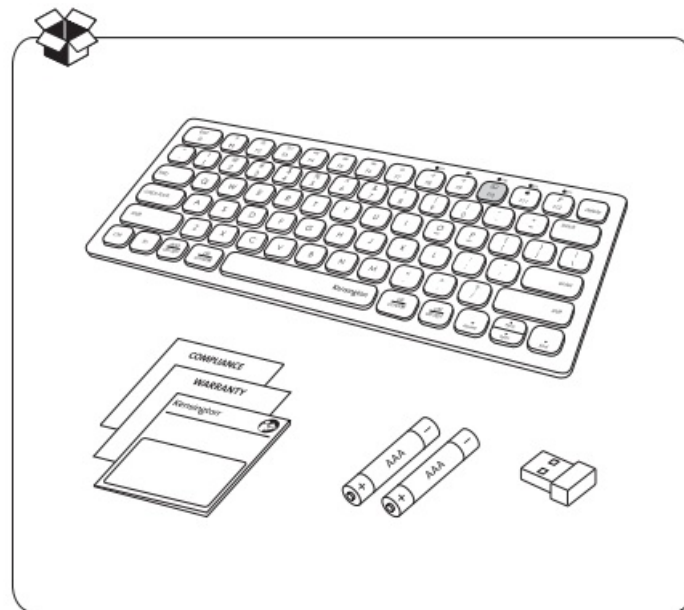
- [1 Kensington M01502-D Multi-Device Dual Wireless Compact Keyboard](#)
- [2 WHAT'S IN THE BOX](#)
- [3 HOW TO USE](#)
- [4 Keyboard Components](#)
- [5 The Shortcut Key](#)
- [6 RF TECHNICAL SPECIFICATION](#)
- [7 SAFETY AND USAGE GUIDELINES](#)
- [8 Documents / Resources](#)
  - [8.1 References](#)
- [9 Related Posts](#)

**Kensington®**

## Kensington M01502-D Multi-Device Dual Wireless Compact Keyboard

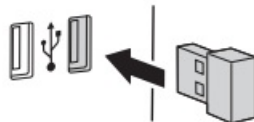


### WHAT'S IN THE BOX




### HOW TO USE





⋮



ON ☐ OFF

⋮

☀ 2.4G



☀ 2.4G

ⓘ BT1

ⓘ BT2



F10



F11

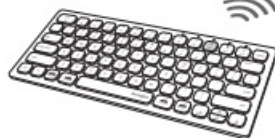


F12

⋮



< 10M





ON ☐ OFF

⋮

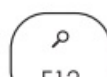
BT1



2.4G

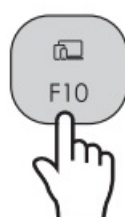
BT1

BT2



or

BT2



2.4G

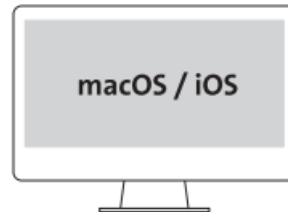
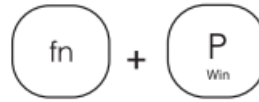
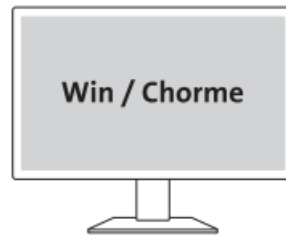
BT1

BT2

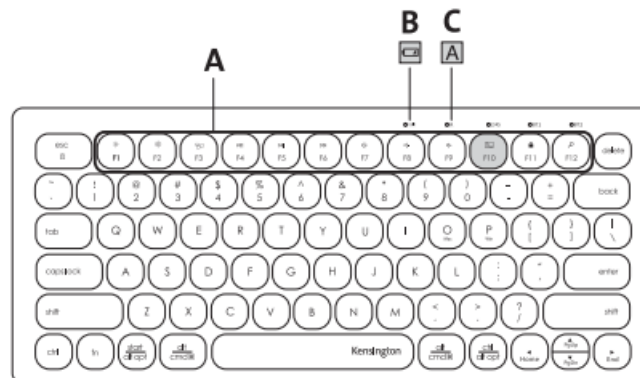


⋮





## Keyboard Components



- A Shortcut Keys
- B Low Battery Indicator
- C Caps Lock

## The Shortcut Key

<b>ESC</b>	Toggle Fn key Lock
<b>FN+FI</b>	Decrease Brightness

<b>FN+F2</b>	Increase Brightness
<b>FN+ F3</b> <b>Win/Chorme</b>	Task View
<b>FN+ F3</b> <b>macOS/iOS</b>	Mission Control
<b>FN + F4</b>	Skip Backward
<b>FN+ FS</b>	Play/Pause
<b>FN+F6</b>	Skip Forward
<b>FN+F7</b>	Mute
<b>FN+F8</b>	Volume Down
<b>FN + F9</b>	Volume Up
<b>FN+ FI0</b>	Device Switch
<b>FN+FI1</b>	Screen lock
<b>FN+F12</b>	Search

## **IMPORTANT: Computer User Health Information**

Use of a keyboard, mouse, or trackball may be linked to serious injuries or disorders. Recent medical research of occupational injuries has linked normal, seemingly harmless activities as a potential cause of Repetitive stress Injuries(RSI). Many factors may be linked to the occurrence of RSI, including a person's own medical and physical condition, overall health, and how a person positions and uses his or her body during work and other activities (including use of a keyboard or mouse). Some studies suggest that the amount of time a person uses a keyboard, mouse, or trackball may also be a factor. Consult a qualified health professional for any questions or concerns you may have about these risk factors. When using a keyboard, mouse, or trackball, you may experience occasional discomfort in your hands, arms, shoulders, neck, or other parts of your body. However, if you experience symptoms such as persistent or recurring discomfort, pain, throbbing, aching tingling, numbness, burning sensation, or stiffness, even if such symptoms occur while you are not working at your computer. **DO NOT IGNORE THESE WARNING SIGNS. PROMPTLY SEE A HEALTH PROFESSIONAL.** These symptoms can be signs of sometimes permanently disabling RSI disorders of the nerves, muscles, tendons, or other parts of the body, such as carpal tunnel syndrome, tendonitis, tenosynovitis, and other conditions.

## **RF TECHNICAL SPECIFICATION**


- Operating Frequency Range: 2.402GHz to 2.480GHz
- Maximum RF Output Power: 0 dBm

## **SAFETY AND USAGE GUIDELINES**

1. In the absence of proper operation and if customer-initiated troubleshooting is unsuccessful, switch off device and contact Kensington technical support: [www.kensington.com](http://www.kensington.com)
2. Do not disassemble product or expose it to liquid, humidity, moisture, or temperatures outside the specified operating ranges of 0° C (32° F) to 40° C (104° F).
3. If your product is exposed to out-of-range temperatures, switch it off and allow temperature to return to the normal operating range.
4. When the batteries are dead, replace all batteries from the product at the same time with the correct size and Type of batteries.
5. Keep batteries away from children
6. Do not misuse, damage, disassemble or modify the batteries

Kensington and the ACCO name and design are registered trademarks of ACCO Brands. Pro-Fit is a trademark of ACCO Brands. Windows is a registered trademark of Microsoft Corporation in the U.S. and/or other countries. All other registered and unregistered trademarks are the property of their respective owners. The Bluetooth word mark and logos are registered trademarks owned by Bluetooth SIG, Inc. and any use of such marks by Kensington Computer Products Group is under license. ©2020 Kensington Computer Products Group, a division of ACCO Brands USA LLC. Any unauthorized copying, duplicating, or other reproduction of the contents hereof is prohibited without written consent from Kensington Computer Products Group. All rights reserved 06/20

## **Documents / Resources**



[Kensington M01502-D Multi-Device Dual Wireless Compact Keyboard](#) [pdf] User Guide  
M01502-K, M01502K, GV3M01502-K, GV3M01502K, M01502-D, M01502D, GV3M01502-D, GV3M01502D, M01502-D Multi-Device Dual Wireless Compact Keyboard, M01502-D, M01502-K, Multi-Device Dual Wireless Compact Keyboard

## References

- [Computer Products & Accessories: Locks & Docks | Kensington](#)
- [NADA Values | Used Car Values | Car Book Values](#)
- [NDS – Producto/servicio · Diseño y moda · Publicidad y marketing](#)
- [Computer Products & Accessories: Locks & Docks | Kensington](#)
- [Support | Kensington](#)