



W027804  
Cobot Torch



# KEMPPI W027804 Cobot Torch Instruction Manual

[Home](#) » [KEMPPI](#) » KEMPPI W027804 Cobot Torch Instruction Manual 

## Contents

- [1 KEMPPI W027804 Cobot Torch](#)
- [2 Product Information](#)
- [3 Product Usage Instructions](#)
- [4 MODELS](#)
- [5 Mounting instructions](#)
- [6 FAQ](#)
- [7 Documents / Resources](#)
  - [7.1 References](#)
- [8 Related Posts](#)



**KEMPPI W027804 Cobot Torch**



## Product Information

### Specifications

- Product Name: GXe-C MT Kit
- Series: 3/5
- Color: G/W
- **Cable Length Options:**
  - W027804 – 3.5m
  - W027398 – 5.0m
  - W027805 – 3.5m
  - W027399 – 5.0m

### Product Usage Instructions

1. Open the packaging and identify the components:
  - 2 x 3×20 screws
  - 1 x 3×12 screw
2. Follow the mounting instructions provided below.

### Mounting Instructions

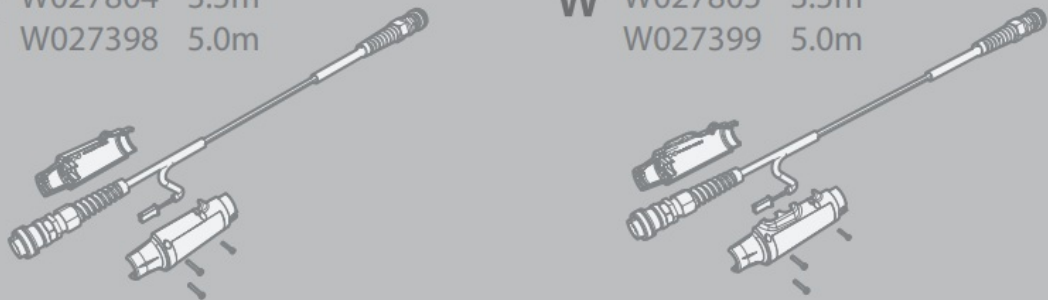
Follow these steps to mount the GXe-C MT Kit:

1. Step 1: Prepare the mounting area.
2. Step 2: Use the provided screws to secure the kit in place.
3. Step 3: Ensure all connections are properly tightened.
4. Step 4: Double-check the stability of the mounted kit.

## GXe-C MT Kit, series 3/5, G/W

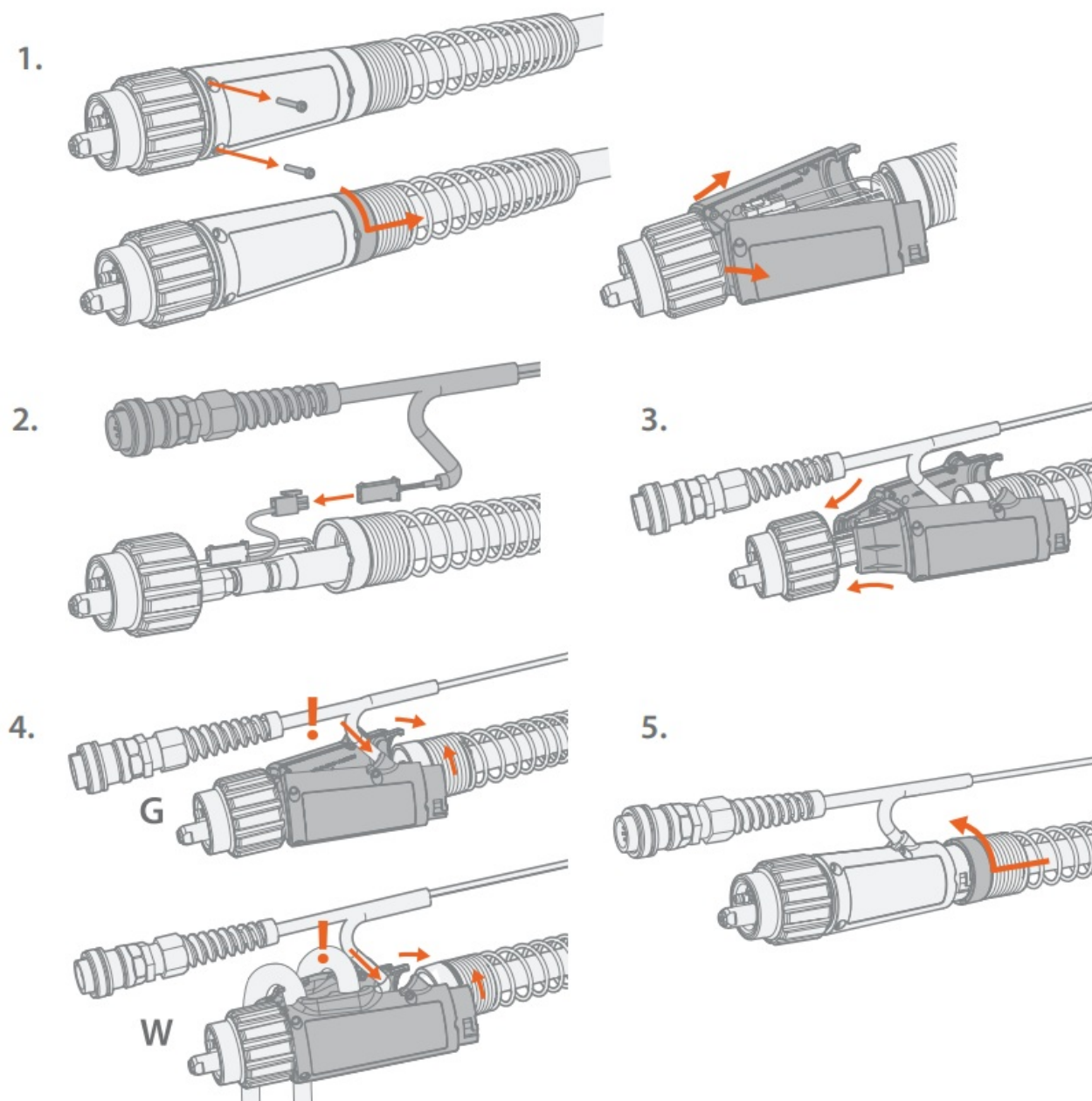
### MODELS

Model	Length
<b>G</b> W027804	3.5m
W027398	5.0m
<b>W</b> W027805	3.5m
W027399	5.0m

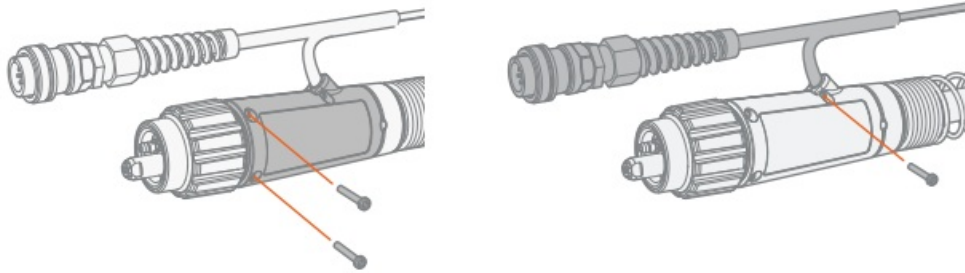


2 x 3x20  
1 x 3x12

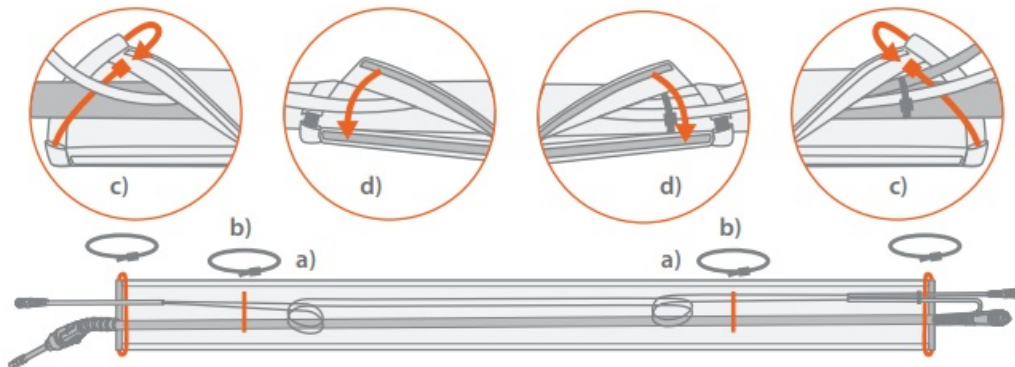
### Mounting instructions



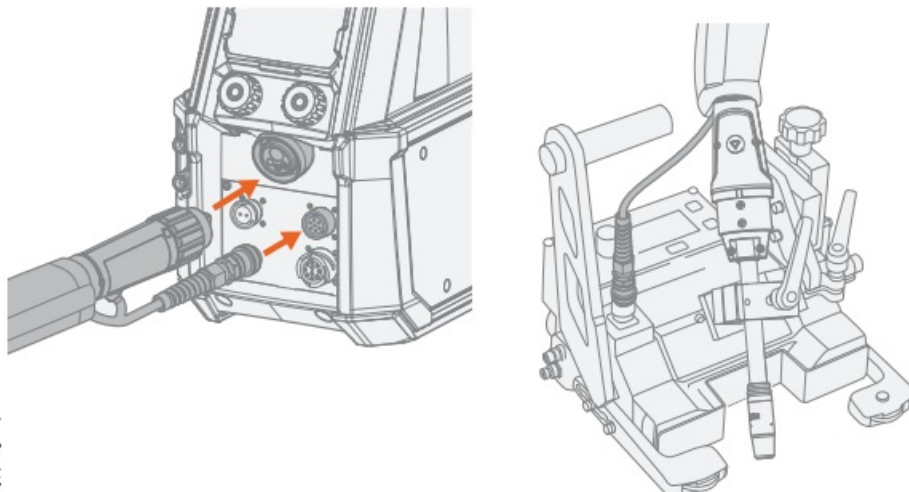
6.



7.



8.



[userdoc.kemppi.com](http://userdoc.kemppi.com)


W028070 R00

## FAQ

- **Q:** How do I select the appropriate cable length for my needs?
  - **A:** Consider the distance between your power source and the device you are connecting to determine the suitable cable length.
- **Q:** Can the GXe-C MT Kit be used outdoors?

- **A:** The GXe-C MT Kit is designed for indoor use only and should not be exposed to outdoor elements.

## Documents / Resources



[KEMPPi W027804 Cobot Torch](#) [pdf] Instruction Manual

W027804, W027398, W027805, W027399, W027804 Cobot Torch, W027804, Cobot Torch, Torch

## References

- [Redirecting](#)
- [User Manual](#)

[Manuals+](#), [Privacy Policy](#)

This website is an independent publication and is neither affiliated with nor endorsed by any of the trademark owners. The "Bluetooth®" word mark and logos are registered trademarks owned by Bluetooth SIG, Inc. The "Wi-Fi®" word mark and logos are registered trademarks owned by the Wi-Fi Alliance. Any use of these marks on this website does not imply any affiliation with or endorsement.