

Kejinrun
2BKD3-276
Pickup
Dynamic
Humidifier



Kejinrun 2BKD3-276 Pickup Dynamic Humidifier User Manual


[Home](#) » [Kejinrun](#) » Kejinrun 2BKD3-276 Pickup Dynamic Humidifier User Manual 

Contents

- [1 Kejinrun 2BKD3-276 Pickup Dynamic Humidifier](#)
- [2 FAQs](#)
- [3 Product Diagram](#)
- [4 Instructions](#)
- [5 Product Specification](#)
- [6 FCC](#)
- [7 Documents / Resources](#)
 - [7.1 References](#)
- [8 Related Posts](#)

Kejinrun

Kejinrun 2BKD3-276 Pickup Dynamic Humidifier



FAQs

1. Can I use essential oils in this humidifier?

It is not recommended to use essential oils in this humidifier as it may damage the device.

2. How often should I clean the water tank?

We recommend cleaning the water tank at least once a week to prevent mold and bacteria buildup.

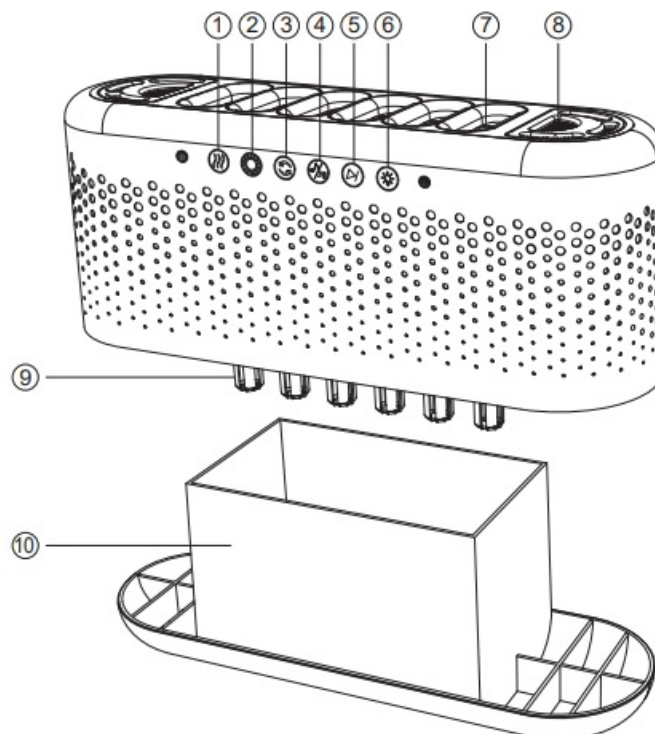
3. Can I use this humidifier without the light function?

Yes, you can use the humidifier without the light function by following the instructions to turn off the light.







Please read this manual carefully before using it to ensure that the product can be used correctly

Product Diagram

1. Atomizing key
2. Light key
3. Mode key
4. Bluetooth Playback/Pause
5. Next song
6. Lighting control
7. Atomizing outlet
8. megaphone
9. Cotton sleeve
10. Water tank



Instructions

Press1 	Short press 1st time,turn on the mist and light of the 1st mist outlet. The machine will be auto power off after 12H.
	Short press 2nd time,turn on the mist and light of the 3rd mist outlet. The machine will be auto power off after 10H.
	Short press 3rd time,turn on the mist and light of the 5rd mist outlet. The machine will be auto power off after 8H.
	Short press 4th time,turn on the mist and light of the 2th mist outlet. The machine will be auto power off after 6H .
	Short press 5th time,turn on the mist and light of the 4th mist outlet . The machine will be auto power off after 5H.
	Short press 6th time,turn on the mist and light of the 6th mist outlet . The machine will be auto power off after 4H .
	Short press 7th time to turn off the mist or long press 2 seconds to turn off the mist and light.
Press2 	Short press every time to change the modes as below: 7 colors auto changing / fixed color / dazzling light / turn off the light
	Long press 2 seconds to turn off the light any time.
Press3 	Short press to turn on the voice control function for the first time (need to pick up after Bluetooth speaker connection). The machine will be auto power off after 8H.
	Short press 2nd time,turn on the jumped mist and light mode. The machine will be auto power off after 8H.
	Press the two modes to switch, press the K1 key to exit both modes.
Press4 	Press and hold Bluetooth ON/OFF for 2 seconds
	Tap play/Pause
Press5 	Tap the next song
Press6 	Long press ON/OFF outer ring to shine
	Tap to switch the outer ring light mode

Product Specification

- Product weight:620G Current: ≤ 1300MA
- Input:DC5.0V/2A Rated power: ≤6W
- Size:24.4x8x11.8CM Tank capacity: 600ML
- Raw material: ABS+PP Spray volume: 15-30ML/H
- Made in China GB 4706.1-2005
- Executive standard: GB 4706.48-2009

Product Contents

- AtomizerX1.

- Type C cableX1
- ManualX1
- Spare cotton swabs 6

Note

- When using for the first time, please put the absorbent cotton swab into the right amount of water, so that it completely absorbs water, in the use of this will achieve the best results. If a new machine or a long-term unused machine has no spray for about 3 minutes during use, that is a normal phenomenon, this process is used for the absorption of cotton swabs, when the cotton swabs absorb water, it will soon produce an atomization effect, and the machine begins to work normally.
- Please use the included Type-C 2A power cord. If an alternative power cable is used, yes Note that the current specification is 2A, otherwise it will affect the atomization effect.
- During the operation, the sound in the water tank is the atomization sound, which is a normal phenomenon.


FCC

- This equipment has been tested and found to comply with the limits for a Class B digital device, pursuant to part 15 of the FCC Rules. These limits are designed to provide reasonable protection against harmful interference in a residential installation. This equipment generates, uses, and can radiate radio frequency energy and, if not installed and used in accordance with the instructions, may cause harmful interference to radio communications. However, there is no guarantee that interference will not occur in a particular installation. If this equipment does cause harmful interference to radio or television reception, which can be determined by turning the equipment off and on, the user is encouraged to try to correct the interference by one or more of the following measures:
- Reorient or relocate the receiving antenna.
- Increase the separation between the equipment and the receiver.
- Connect the equipment to an outlet on a circuit different from that to which the receiver is connected.
- Consult the dealer or an experienced radio/TV technician for help.

Caution: Any changes or modifications to this device not explicitly approved by the manufacturer could void your authority to operate this equipment. This device complies with part 15 of the FCC Rules. Operation is subject to the following two conditions:

- This device may not cause harmful interference, and (2) this device must accept any interference received, including interference that may cause undesired operation. This equipment complies with FCC radiation exposure limits set forth for an uncontrolled environment. This equipment should be installed and operated with a minimum distance of 0cm between the radiator and your body.

Documents / Resources

	<p>Kejinrun 2BKD3-276 Pickup Dynamic Humidifier [pdf] User Manual 2BKD3-276, 2BKD3-276 Pickup Dynamic Humidifier, Pickup Dynamic Humidifier, Dynamic Humidifier, Humidifier</p>
---	---

References

- [User Manual](#)

[Manuals+](#), [Privacy Policy](#)

This website is an independent publication and is neither affiliated with nor endorsed by any of the trademark owners. The "Bluetooth®" word mark and logos are registered trademarks owned by Bluetooth SIG, Inc. The "Wi-Fi®" word mark and logos are registered trademarks owned by the Wi-Fi Alliance. Any use of these marks on this website does not imply any affiliation with or endorsement.