



KEJICOMBO Wireless Keyboard and Mouse Instruction Manual

[Home](#) » [keji](#) » KEJICOMBO Wireless Keyboard and Mouse Instruction Manual 

Contents













- [1 KEJICOMBO Wireless Keyboard and Mouse](#)
- [2 Keyboard Multimedia Keys Function](#)
- [3 Installation Guide](#)
- [4 Specifications](#)
- [5 Contents](#)
- [6 Product Warranty](#)
- [7 Documents / Resources](#)
- [8 Related Posts](#)

keji

KEJICOMBO Wireless Keyboard and Mouse



Keyboard Multimedia Keys Function

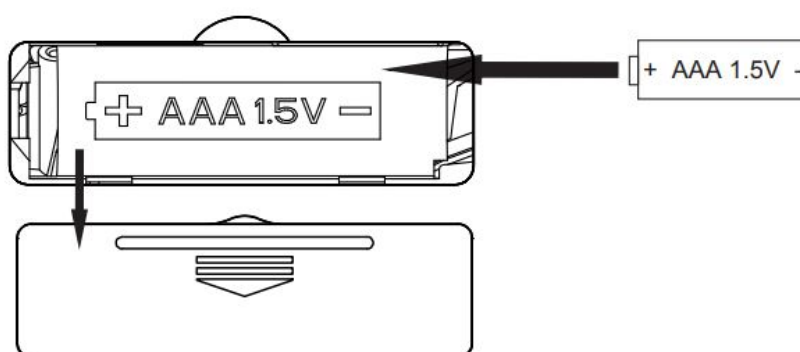
FN+F1		Open Media Play	FN+F2		Decrease Volume(-)
FN+F3		Increase Volume(+)	FN+F4		Mute
FN+F5		Previous Track	FN+F6		Next Track
FN+F7		Play/Pause	FN+F8		Stop
FN+F9		Open Browser	FN+F10		Open Email
FN+F11		Open My Computer	FN+F12		Open Bookmarks

The Multimedia keys function above is based on Windows 10 system, it may vary slightly based on different brand devices and operating system versions.

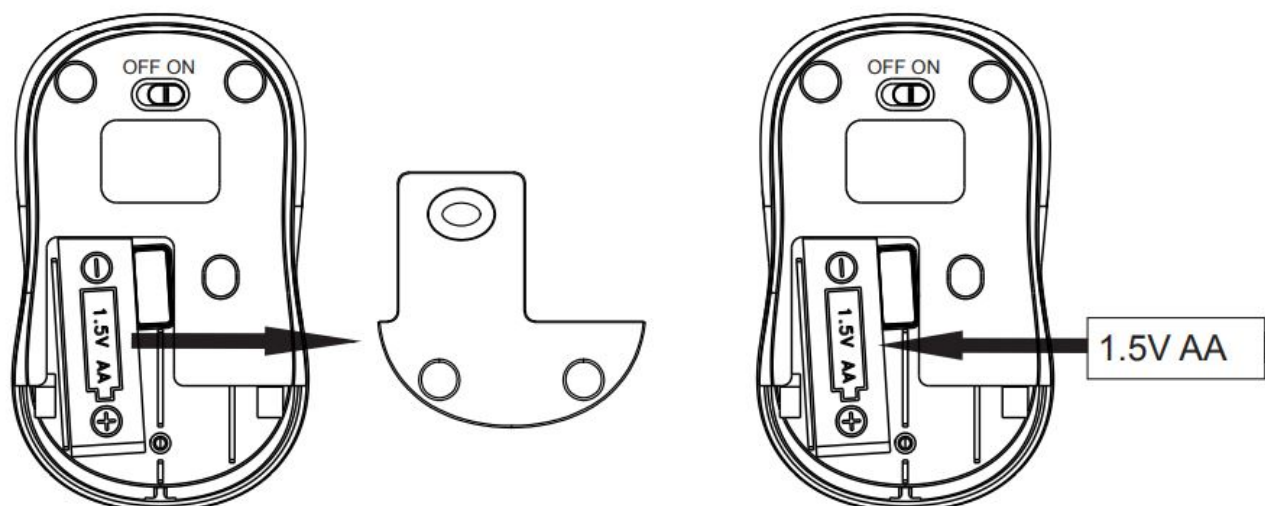
Installation Guide

1. To install the batteries, open the battery cover and insert 1 x AAA battery into the keyboard and 1 x AA battery into the mouse

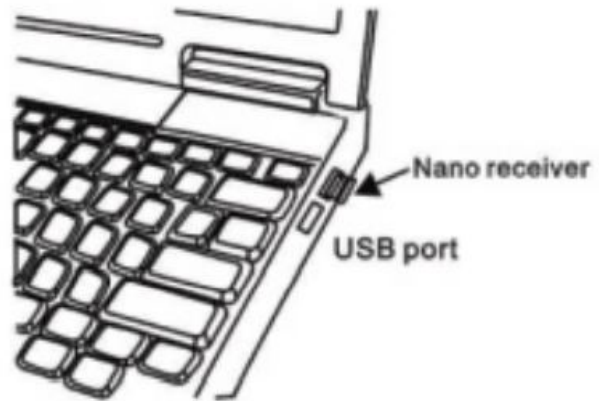
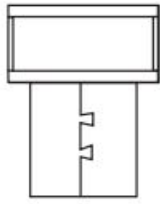
Keyboard



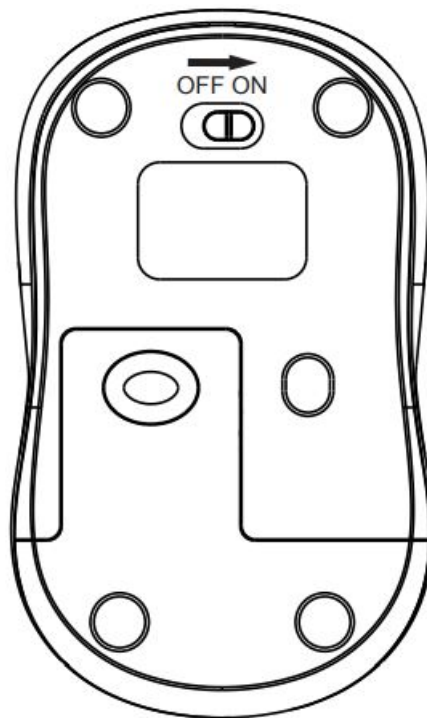
Mouse



1. Insert the USB nano receiver (stored inside the mouse) into your computer's USB port.



2. Turn the power on, your device will connect to the 3/6 Mouse 1.5V AA keyboard and mouse.



3. if no keys are pressed on the keyboard and mouse within a period of 8 minutes, the keyboard and mouse will automatically go into sleep mode. To "wake up" the keyboard and mouse from sleep mode, press any key.
Please note: Moving the mouse will not wake up the mouse.

Specifications

- **Product Code:** KEJICOMBO
- **Working Frequency:** 2.4GHz
- **Rating:**
Wireless Keyboard: 1.5V 5mA
Wireless Mouse: 1.5V 20mA
- **Dimensions:**
Wireless Keyboard: 440 x 133 x 22 mm
Wireless Mouse: 97 x 58 x 38 mm
- **System requirements:**
Windows® XP or later, Mac OS 10.7 or later

Contents

- Wireless Keyboard
- Wireless Mouse
- USB Receiver (stored inside the mouse)
- AAA Battery (for keyboard)
- AA Battery (for mouse)
- Instruction Manual


Product Warranty

Product Warranty – valid for Australian customers only Officeworks Ltd warrants that this product will be free from defects and work as intended for 12 months from the date of purchase by the original customer. If the product has any defects or does not work as specified during the Warranty Period, Officeworks will, at its election and at its expense, repair or replace the product.

This warranty does not apply:

- to cosmetic damage;
- to damage caused by consumables used in connection with the product (such as batteries);
- where the product has not been used in accordance with all provided instructions;
- to damage arising from fair wear and tear;
- where the product has not been subject to reasonable use;
- where the product has been intentionally or negligently damaged; and/or
- if the customer has attempted to repair the product. To make a claim under this warranty, please return your product with your receipt or proof of purchase to your nearest Officeworks store or contact 1300 633 423. This warranty is provided in addition to any rights you may be entitled to under the Competition & Consumer Act 2010. Our goods come with guarantees that cannot be excluded under the Australian Consumer Law. You are entitled to a replacement or refund for a major failure and compensation for any other reasonably foreseeable loss or damage. You are also entitled to have the goods repaired or replaced if the goods fail to be of acceptable quality and the failure does not amount to a major failure.

Documents / Resources

	<p>keji KEJICOMBO Wireless Keyboard and Mouse [pdf] Instruction Manual KEJICOMBO Wireless Keyboard and Mouse, KEJICOMBO, Wireless Keyboard and Mouse</p>
---	--