



## kdln KUSHI 16 Table Lamp Instruction Manual

[Home](#) » [kdln](#) » kdln KUSHI 16 Table Lamp Instruction Manual 

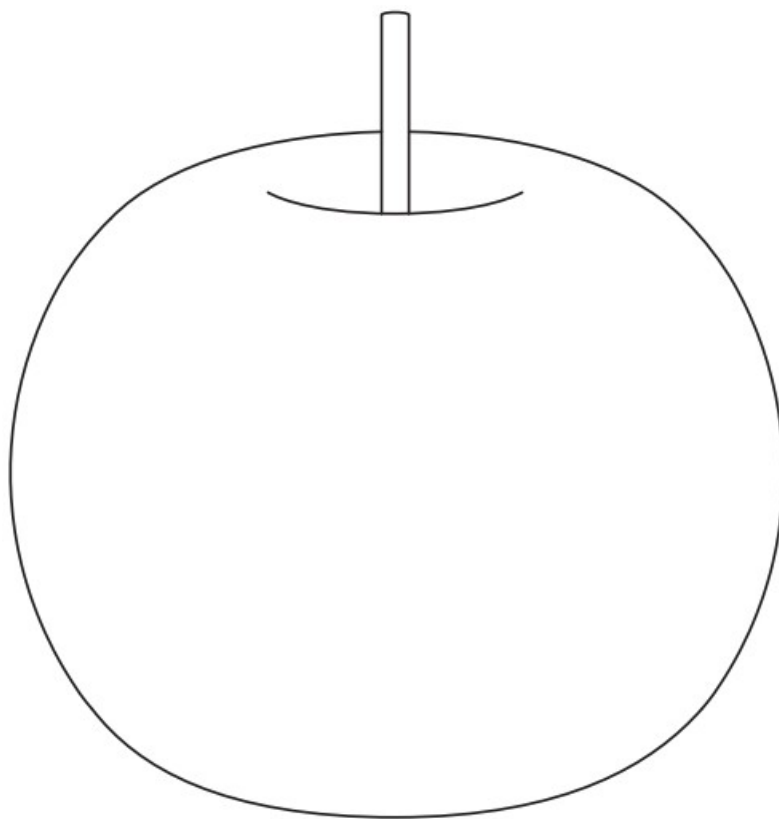
# kdln

ASSEMBLY INSTRUCTIONS  
KUSHI 16 TABLE  
ALBERTO SAGGIA & VALERIO SOMMELLA

### Contents

- [1 KUSHI 16 Table Lamp](#)
- [2 Documents / Resources](#)
- [2.1 References](#)

### KUSHI 16 Table Lamp

**WARNING**

The safety is guaranteed by the appropriate use of the following instructions, so you must keep them.

Always disconnect the main voltage before working on the appliance.

Never use abrasive products or aggressive detergents for cleaning the lamp.

If the external cable of this appliance is damaged, it must be replaced by the manufacturer, its after sales service or other equivalent qualified person only in order to avoid any danger.

KDLN will not provide a replacement until the nature of defect has been determined.




IP20

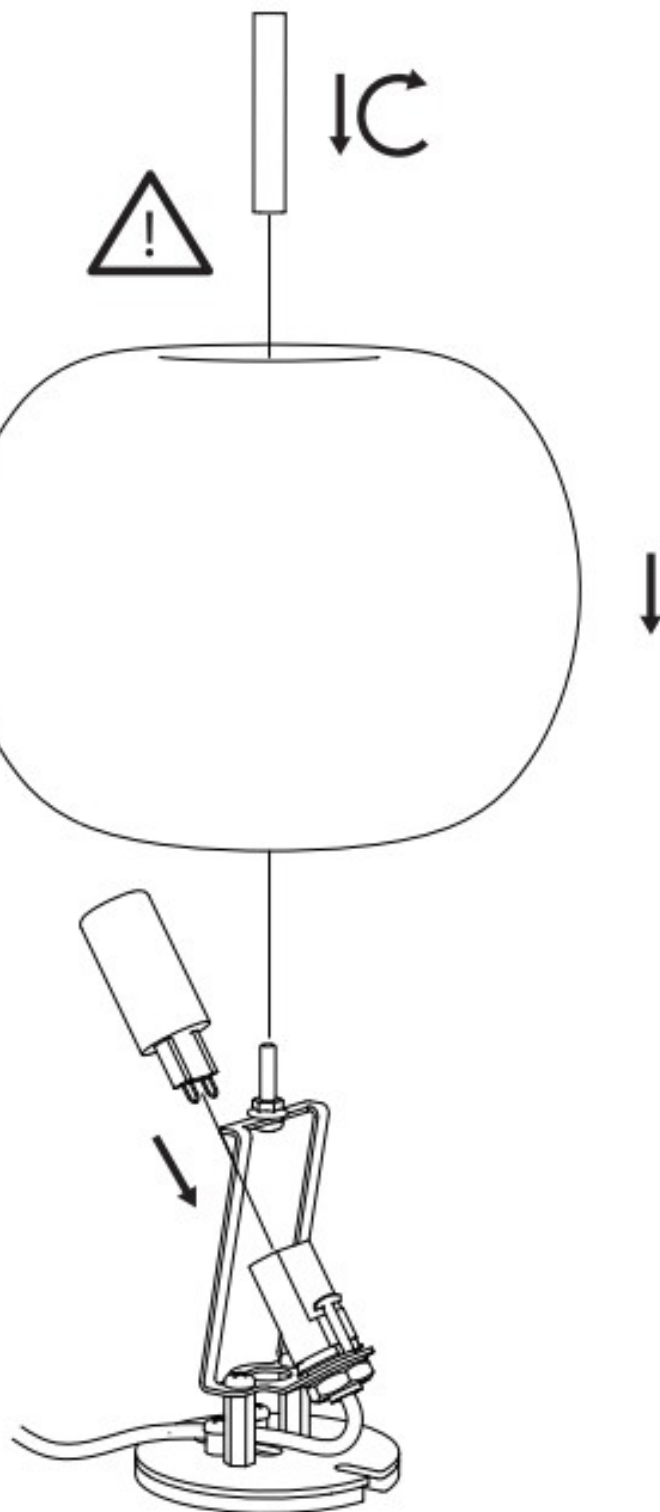




**BOX N.1**



**BOX N.2**



**WARNING**

Don't force to avoid creating strains on the glass.

**kdl*n***

BULBS

1x25W max – G9




FEEDING

220-240 V

Kdln Srl Viale L. da Vinci, 277  
20090 Trezzano sul Naviglio, Milano  
T. +39 0236538950

[info@kdln.it](mailto:info@kdln.it)

## Documents / Resources

 <small>kdln.it</small>   <small>KUSHI 16 TABLE</small> 	<p><a href="#">kdln KUSHI 16 Table Lamp</a> [pdf] Instruction Manual KUSHI 16 Table Lamp, KUSHI 16, Table Lamp</p>
--	--

## References

- [KDLN | Lampade di Design e Illuminazione](#)
- [User Manual](#)

### Manuals+, Privacy Policy

This website is an independent publication and is neither affiliated with nor endorsed by any of the trademark owners. The "Bluetooth®" word mark and logos are registered trademarks owned by Bluetooth SIG, Inc. The "Wi-Fi®" word mark and logos are registered trademarks owned by the Wi-Fi Alliance. Any use of these marks on this website does not imply any affiliation with or endorsement.