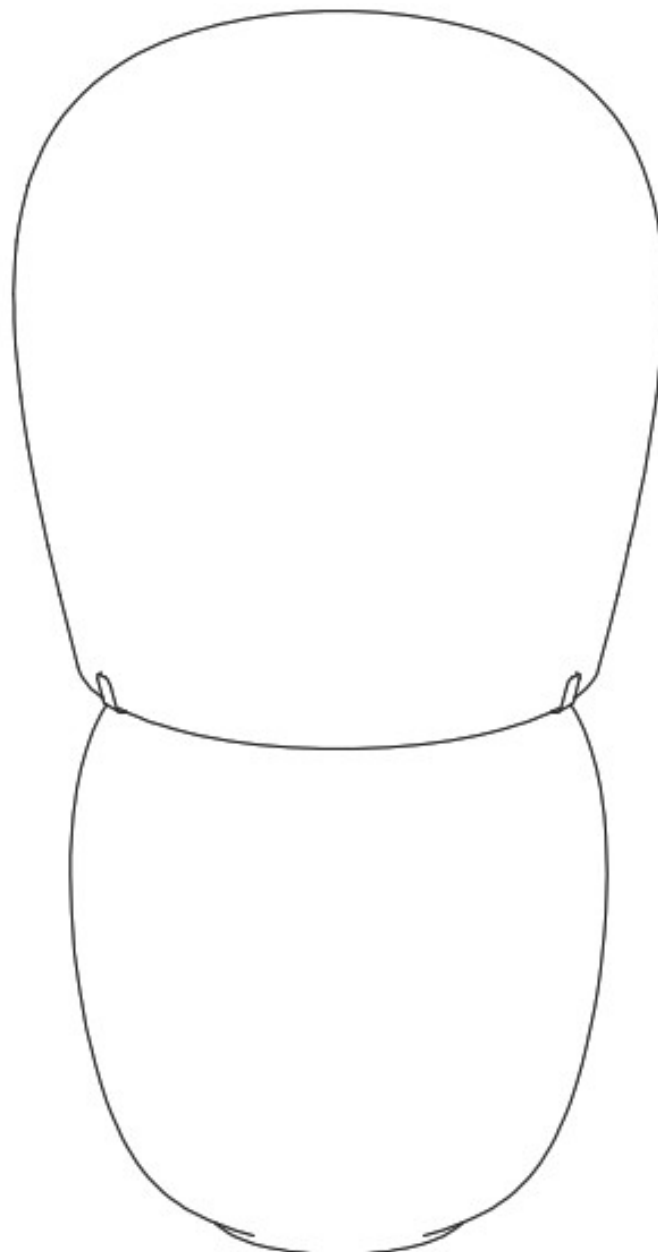




Kdln HIVE Table Lamp Red Instruction Manual

[Home](#) » [kdln](#) » Kdln HIVE Table Lamp Red Instruction Manual 





**HIVE
INI ARCHIBONG**

Contents

1 [HIVE Table Lamp Red](#)

2 [Documents /
Resources](#)

2.1 [References](#)

3 [Related Posts](#)

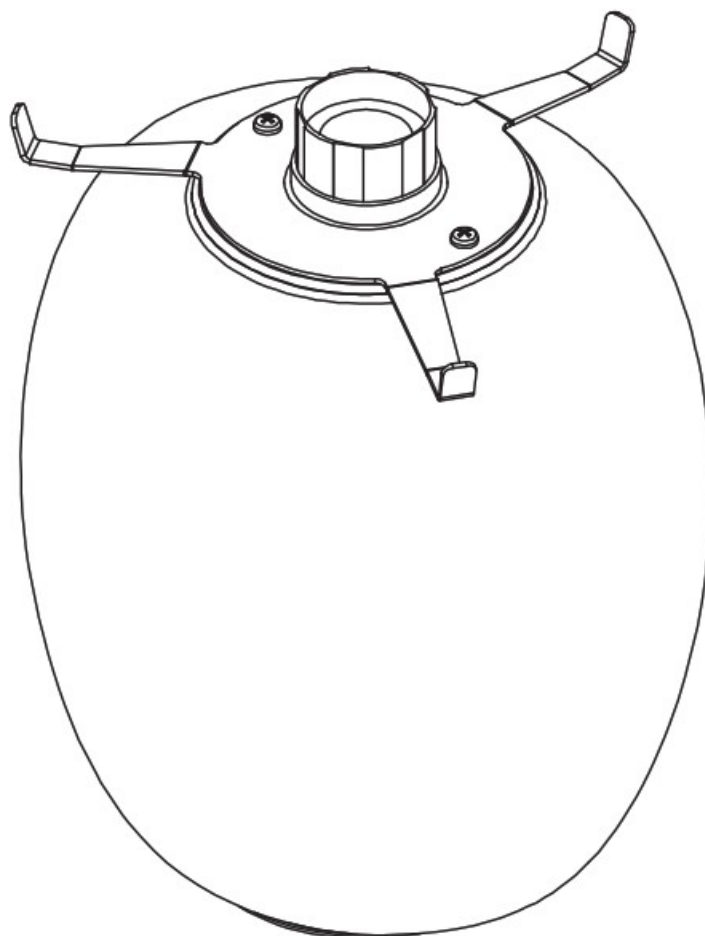
HIVE Table Lamp Red

WARNING


The safety is guaranteed by the appropriate use of the following instructions, so you must keep them. Always disconnect the main voltage before working on the appliance. Never use abrasive products or aggressive detergents for cleaning the lamp. If the external cable of this appliance is damaged, it must be replaced by the manufacturer, its after sales service or other equivalent qualified person only in order to avoid any danger. Kundalini will not provide a replacement until the nature of defect has been determined.




IP20

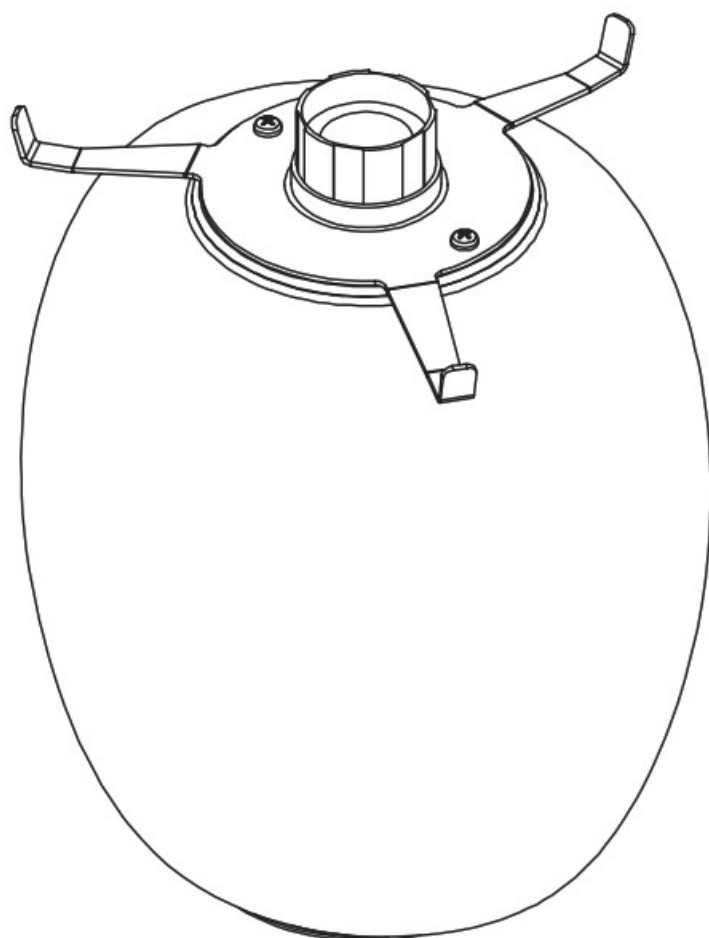


BOX N.1




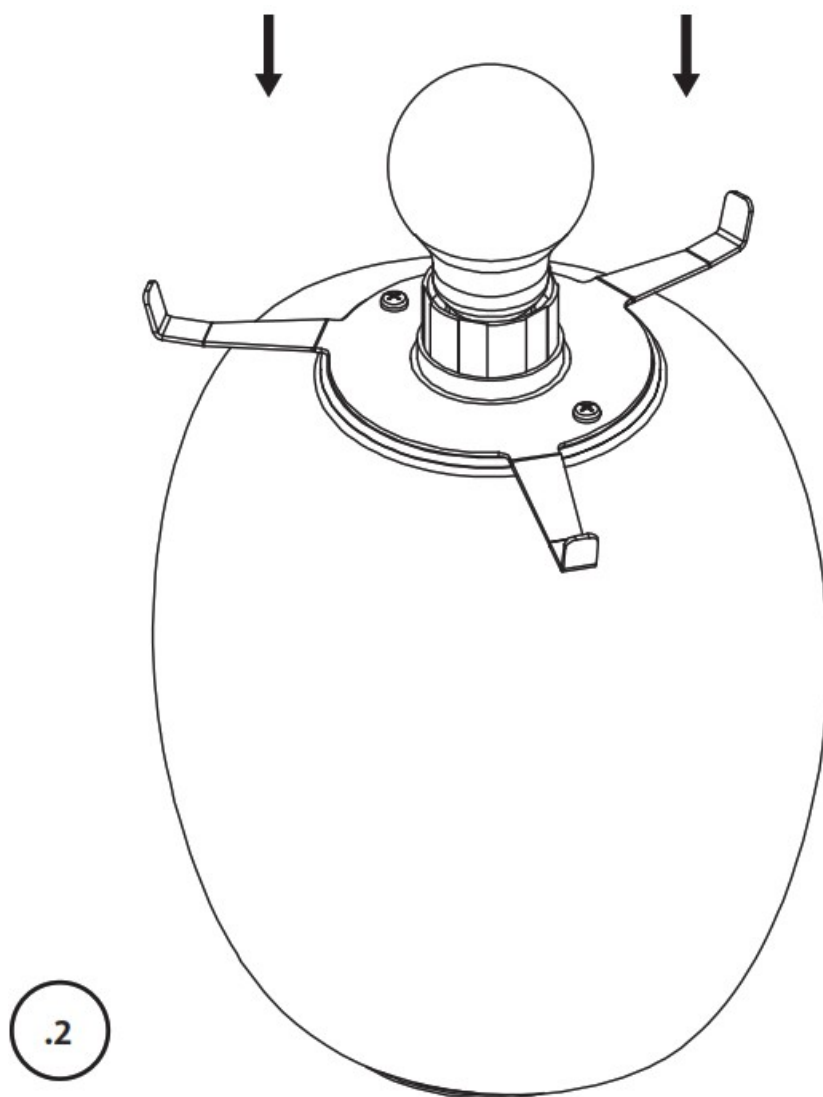
BOX N.2





.1






BULBS, 1x30W max – E27
FEEDING, 220-240 V

kundalini srl

Viale L. da Vinci, 277
20090 Trezzano sul Naviglio, Milano
T. +39 0236538950 info@kundalini.it



Documents / Resources

	<p>Kdln HIVE Table Lamp Red [pdf] Instruction Manual</p> <p>HIVE Table Lamp Red, HIVE, Table Lamp Red, Lamp Red</p>
--	---

References

- [🌐 KDLN | Lampade di Design e Illuminazione](#)
- [User Manual](#)

[Manuals+](#), [Privacy Policy](#)

This website is an independent publication and is neither affiliated with nor endorsed by any of the trademark owners. The "Bluetooth®" word mark and logos are registered trademarks owned by Bluetooth SIG, Inc. The "Wi-Fi®" word mark and logos are registered trademarks owned by the Wi-Fi Alliance. Any use of these marks on this website does not imply any affiliation with or endorsement.