



# KDD-738 Multifunctional Projector Stand User Manual

[Home](#) » [KDD](#) » KDD-738 Multifunctional Projector Stand User Manual 

## Contents

- [1 KDD-738 Multifunctional Projector Stand](#)
- [2 Packing List](#)
- [3 Product Dimension](#)
- [4 Use on Desktop and Flat Surface](#)
- [5 Use on Wall or Ceiling](#)
- [6 Documents / Resources](#)
  - [6.1 References](#)
- [7 Related Posts](#)



## KDD-738 Multifunctional Projector Stand



### Multifunctional Projector Stand

Please read these instructions before use and keep them for future reference.

## Packing List



## Product Dimension



## Use on Desktop and Flat Surface



1. Step 1: Open the stand so that it can stand smoothly,
2. Step 2: Take out the ball head, align it with the hole at the top of the stand, tighten it with a Z-shaped hand screw, and then just secure the projector to the ball head.

## Use on Wall or Ceiling

- 1.



Step 1: Remove the 4 round foot bumpers from the bottom of the stand.

2. Step 2: Place the wall fixing sheet metal from the bottom of the stand. onto the wall/ceiling and draw 4 marks aligning the four hole positions.




3. Step 3: Drill holes at marked locations anchors into the holes and then insert the screws well and rotate the mounting into the anchors,
4. Step 4: Align the holes in the bottom of the stand with the screws on the wall fixing sheet metal, then insert and tighten with hand nuts.




### Step 5: Use on Wall

1. Take out the ball head and attach the projector to the ball head first.
2. Align the ball head with the holes on the side of the stand and tighten it on the stand with a Z-shaped hand screw.



### Step 5: Use on Ceiling



1. Mount the ball head on top of the stand and tighten it to the stand with a Z-shaped hand screw.
2. Mount the projector to the ball head to use it.



## Lifetime Technical Support

For more information, don't hesitate to get in touch with KDD Customer Service at [Contact@KDDservice.com](mailto:Contact@KDDservice.com)



## ContactUs



Email: [Contact@KDDservice.com](mailto:Contact@KDDservice.com)




Instagram: <https://www.instagram.com/kddstoreofficial/>



Facebook: <https://www.facebook.com/KDDstoreofficial>

## Documents / Resources



### [KDD KDD-738 Multifunctional Projector Stand](#) [pdf] User Manual

KDD-738 Multifunctional Projector Stand, KDD-738, Multifunctional Projector Stand, Projector Stand, Stand

## References

- [User Manual](#)

### [Manuals+](#), [Privacy Policy](#)

This website is an independent publication and is neither affiliated with nor endorsed by any of the trademark owners. The "Bluetooth®" word mark and logos are registered trademarks owned by Bluetooth SIG, Inc. The "Wi-Fi®" word mark and logos are registered trademarks owned by the Wi-Fi Alliance. Any use of these marks on this website does not imply any affiliation with or endorsement.