

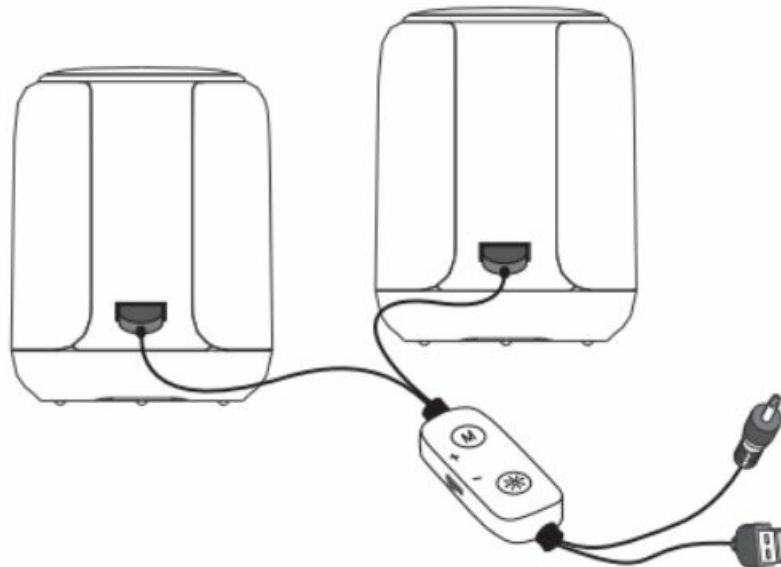


KBOD KB-BC55 Wireless Computer Speaker Instructions

[Home](#) » [KBOD](#) » KBOD KB-BC55 Wireless Computer Speaker Instructions 

**KBOD KB-BC55 Wireless Computer
Speaker Instructions**

Manual del usuario del producto



Ordenador inalámbrico

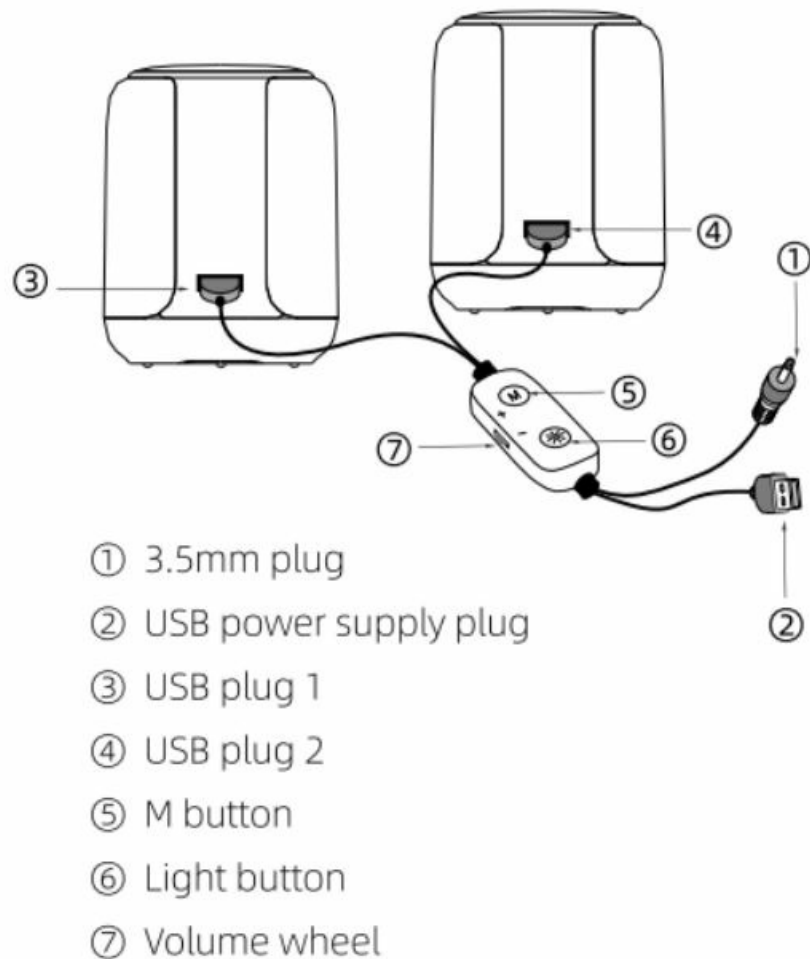
KB-BC55

FCC ID:2BEF7-KB-BC55

Contents

- [1 Product Schematic](#)
- [2 Instructions](#)
- [3 Documents / Resources](#)
- [3.1 References](#)

Product Schematic



Product specifications

Power rating: 2X5W

Frequency response: 120Hz-20kHz

Sensitivity: 82dB+3dB

Imped: 40×2

Speaker Size: 45mm

Backlight: RGB

Power supply :DC5V-1.3A

Line length :1.36 m

Weight :550g

Product dimensions :88X88X115mm

Package Contents

Wireless computer speaker *2

Cable control box *1

Electronic instruction manual *1

System requirements

Wireless 5.2

3.5 mm audio device

USB interface device

Instructions for using power on

1. Insert the two plugs at the output end of the control line into the USB ports on the two boxes respectively;
2. correctly connect the USB plug and the 3.5 mm plug at the end of the control line for calculation;




- press and hold the M button on the cable control box to start up, the default mode is AUX. shutdown
Press and hold the M button on the cable control box to power off.

Wireless connection method

- double click the M button on the cable control box to switch to wireless mode;
- open the wireless settings, enter the search and proceed after you see the connection pairing with the screen name "KB-BC55" (after the device is paired with the screen name "KB-BC55"). (after the device is successfully paired with the speaker, the wireless speaker has a memory function, when using another device, please connect the mobile phone paired to the wireless function off, re-pair connection).

* Wireless must be enabled in the configuration to apply device detection. A device with compatible wireless hardware is required for full wireless functionality.

Instructions

Features	Speaker Status	Instructions
Volume Adjustment	Using	Slide the wheel up and down to adjust the volume
Lighting Control	Using	①Click  to adjust the light mode ②Double-click  to switch the light to white ③Long press  to turn on or off the light effect
Function Switch	Using	Double-click the M button to switch the Bluetooth AUX mode
Play/Pause	Music Mode	Click the M key to Play/Pause

FCC STATEMENT

This device complies with Part 15 of the FCC Rules. Operation is subject to the following two conditions:


- (1) This device may not cause harmful interference
 - (2) This device must accept any interference received, including interference that may cause undesired operation.
- This equipment has been tested and found to comply with the limits for a Class B digital device, pursuant to part 15 of the FCC Rules. These limits are designed to provide reasonable protection against harmful interference in a residential installation. This equipment generates, uses and can radiate radio frequency energy and, if not installed and used in accordance with the instructions, may cause harmful interference to radio communications. However, there is no guarantee that interference will not occur in a particular installation. If this equipment does cause harmful interference to radio or television reception, which can be determined by turning the equipment off and on,

- the user is encouraged to try to correct the interference by one or more of the following measures:
- Reorient or relocate the receiving antenna.
 - Increase the separation between the equipment and receiver.
 - Connect the equipment into an outlet on a circuit different from that to which the receiver is connected.
 - Consult the dealer or an experienced radio/ TV technician for help.

FCC Radiation Exposure Statement:

This equipment complies with FCC radiation exposure limits set forth for an uncontrolled environment. In order to avoid the possibility of exceeding the FCC radio frequency exposure limits, Human proximity to the antenna shall not be less than 20cm(8 inches)during normal operation. That changes or modifications not expressly approved by the party responsible for compliance could void the user’s authority to operate the equipment.

Documents / Resources

	<p>KBOD KB-BC55 Wireless Computer Speaker [pdf] Instructions</p> <p>KB-BC55, 2BEF7-KB-BC55, 2BEF7KBBC55, KB-BC55 Wireless Computer Speaker, Wireless Computer Speaker, Computer Speaker, Speaker</p>
---	--

References

- [User Manual](#)

[Manuals+](#), [Privacy Policy](#)

This website is an independent publication and is neither affiliated with nor endorsed by any of the trademark owners. The "Bluetooth®" word mark and logos are registered trademarks owned by Bluetooth SIG, Inc. The "Wi-Fi®" word mark and logos are registered trademarks owned by the Wi-Fi Alliance. Any use of these marks on this website does not imply any affiliation with or endorsement.