



# KASTA S10IBH Smart Dry Contact Output Modul Instruction Manual

[Home](#) » [KASTA](#) » KASTA S10IBH Smart Dry Contact Output Modul Instruction Manual 

## Contents

- [1 KASTA S10IBH Smart Dry Contact Output Modul](#)
- [2 APP Installation](#)
- [3 Important Safety Information](#)
- [4 FEATURES](#)
- [5 FUNCTION SETUP](#)
- [6 TECHNICAL SPECIFICATIONS](#)
- [7 CONNECTION DIAGRAM](#)
- [8 Documents / Resources](#)
  - [8.1 References](#)
- [9 Related Posts](#)

# KASTA


**KASTA S10IBH Smart Dry Contact Output Modul**



**Product Code:** KASTA-S10IBH

## APP Installation

Visit [www.kasta.com.au](http://www.kasta.com.au) or your app store to download the free KASTA app. iOS: requires iOS 9.0 or later. Android: requires Android 4.4 or later. Devices must support Bluetooth 4.0



## Important Safety Information

- This product must be installed by a licensed electrician in accordance with all the requirements of AS/NZS 3000 (current edition) and other relevant Standards and Regulations.
- Electricity **MUST** be disconnected prior to installation. Failure to do so may result in serious injury and or loss of life.
- Indoor use only. Not suitable for damp or explosive environments.
- Complies to Australian Standards AS/NZS 60950.1:2015, AS/NZS CISPR 15.
- No user serviceable parts inside.

## FEATURES

- Mains powered dry contact (voltage free relay) output module.
- ON/OFF control of equipment such as garage doors, motorised gates, sprinkler systems and garden lighting.
- Simple 6 wire connection – A, N, Load, S1, S2, In, Out.

- 4 output modes – 1s, 6s and 9s pulse ON (auto OFF) and toggle ON/OFF (default setting 1s pulse).
- Short Press (or toggle) on input S1 or S2 to activate ON state.
- Can be paired with KASTA remote switches for multi-way control (8x maximum).
- Smart functions via phone/tablet with the app such as schedules, timers, scenes and groups.
- Built in overvoltage protection.
- To prevent a reduction in Bluetooth signal strength, install away from metal objects.

## FUNCTION SETUP

### S2 CONNECTION

#### ON/OFF SWITCH

1 CLICK

Turns connected device on or off.

### RESET BUTTON ON MODULE

#### PAIRING MODE

6 CLICKS

Enter pairing mode for multi-way control. Lights will pulse.

#### FACTORY RESET

9 CLICKS

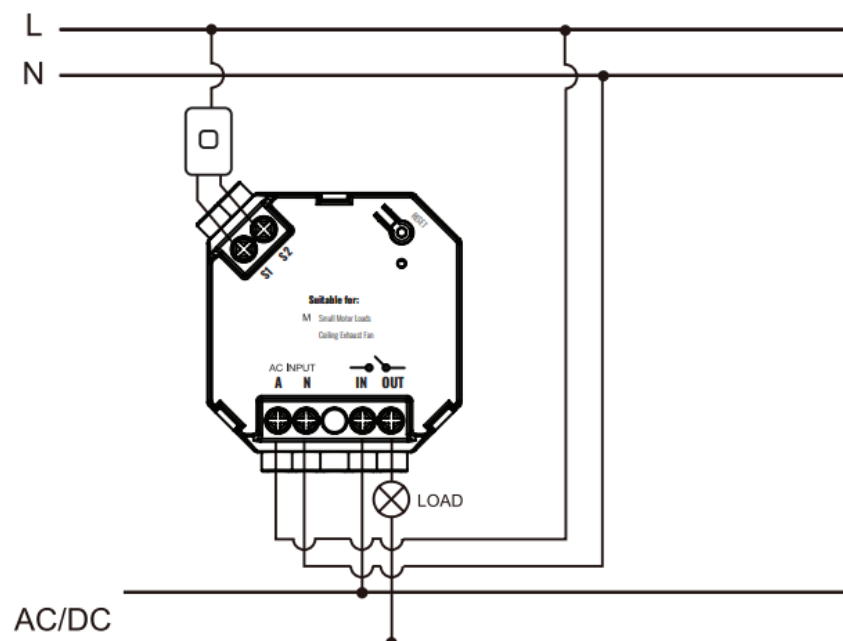
**Restores all settings back to factory.**


\*If successful, status light will pulse the number of times that the switch was clicked, indicating function.

## TECHNICAL SPECIFICATIONS



- **Operating Temp:** -20°C to 40°C
- **Supply:** 220-240V AC 50Hz
- **Max Load Current:** 10A for both voltage range (0-240VAC and 0-30VDC)

## CONNECTION DIAGRAM



	<p><a href="#">KASTA S10IBH Smart Dry Contact Output Modul</a> [pdf] Instruction Manual S10IBH, Smart Dry Contact Output Modul, Output Modul</p>
--	--

References

-  [KASTA - Living Enhanced](#)
-  [KASTA - Living Enhanced](#)