

KASTA RM1440BH-W Smart Switch Relay Mechanism Instruction Manual

[Home](#) » [KASTA](#) » KASTA RM1440BH-W Smart Switch Relay Mechanism Instruction Manual 

Contents

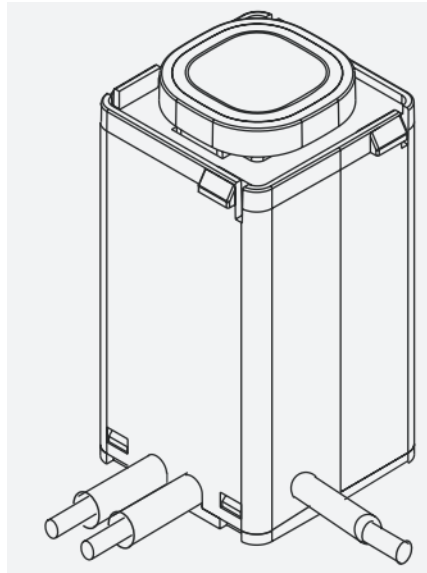
- [1 KASTA RM1440BH-W Smart Switch Relay Mechanism](#)
- [2 Installation Instructions](#)
- [3 Important Safety Information](#)
- [4 FEATURES](#)
- [5 FUNCTION SETUP](#)
- [6 TECHNICAL SPECIFICATIONS](#)
- [7 CONNECTION DIAGRAM](#)
- [8 Documents / Resources](#)
 - [8.1 References](#)
- [9 Related Posts](#)



KASTA RM1440BH-W Smart Switch Relay Mechanism

KASTA-RM1440BH-W-Smart-Switch-Relay-Mechanism-pro

Installation Instructions



Smart Switch Relay Mechanism

Product Code: RM1440BH-W

APP Installation

Visit www.kasta.com.au or your app store to download the free KASTA app. iOS: requires iOS 9.0 or later. Android: requires Android 4.4 or later. Devices must support Bluetooth 4.0

Important Safety Information

- This product must be installed by a licensed electrician in accordance with all the requirements of AS/NZS 3000 (current edition) and other relevant Standards and Regulations.
- Electricity **MUST** be disconnected prior to installation. Failure to do so may result in serious injury and or loss of life.
- Indoor use only. Not suitable for damp or explosive environments.
- Complies to Australian Standards AS/NZS 60950.1:2015, AS/NZS CISPR 15.
- No user serviceable parts inside.

FEATURES

- Relay for switching a load on and off.
- Smart functions via phone/tablet with the app such as schedules, timers, scenes and groups.
- Push Button Control.
- Fits most Australian Standard wall mech apertures.
- Simple 3 wire connection-Active in, load out and neutral.
- Integral blue backlight that can be enabled/disabled after installation.
- Multi-way load switching possible using KASTA remote switches.

FUNCTION SETUP

• ON/OFF SWITCH

Turns load on or off.

1 CLICK

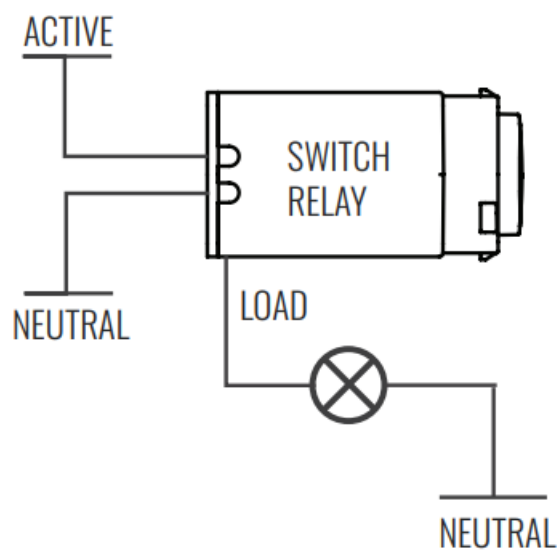
- **DELAY TO OFF** 3 CLICKS*
Load automatically turns off after set time.
- **PAIRING MODE** 6 CLICKS
Enter pairing mode for multi-way switching. Lights will pulse.
- **BACKLIGHT ON/OFF** 7 CLICKS
Disables or enables backlight on button.
- **FACTORY RESET** 9 CLICKS
Restores all settings back to factory.
If successful, light will pulse the number of times that the switch was clicked, indicating function.

TECHNICAL SPECIFICATIONS

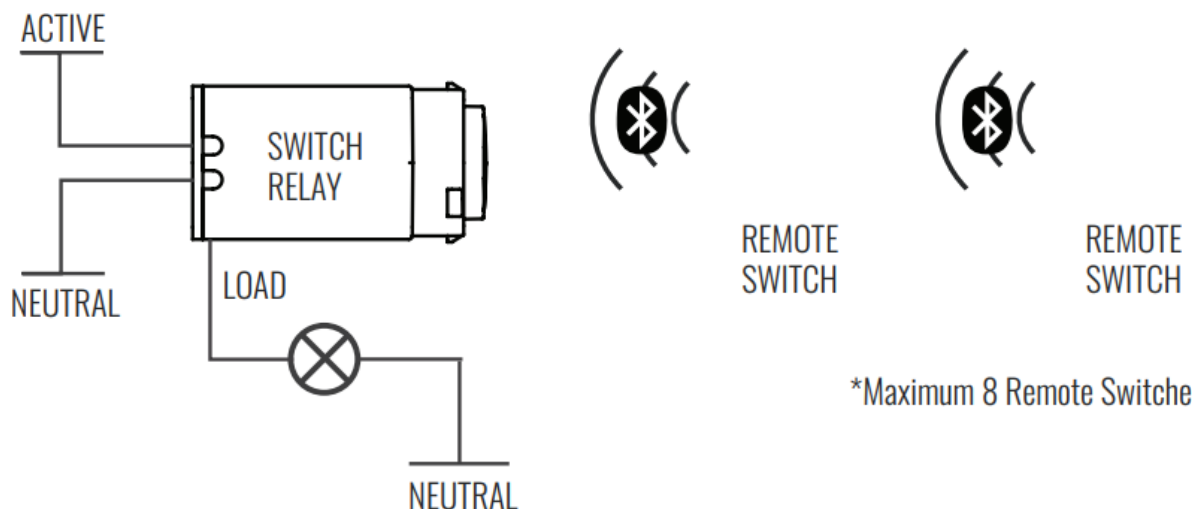
- **Operating Temp:** -20°C to 40°C
- **Supply:** 220-240V AC 50Hz
- **Load:** 480W
- **Thermal Derating:** 25°C to 40° (480W-100 W)

CONNECTION DIAGRAM



ONE WAY SWITCHING





MULTI-WAY SWITCHING



*Maximum 8 Remote Switches

	<p>KASTA RM1440BH-W Smart Switch Relay Mechanism [pdf] Instruction Manual RM1440BH-W, Smart Switch Relay Mechanism, Relay Mechanism, Switch Relay Mechanism</p>
	<p>KASTA RM1440BH-W Smart Switch Relay Mechanism [pdf] Installation Guide RM1440BH-W Smart Switch Relay Mechanism, RM1440BH-W, RM1440BH-W Smart Switch Relay, Smart Switch Relay Mechanism, Smart Switch Mechanism, Smart Relay Mechanism, Smart Switch, Smart Relay, Switch Relay Mechanism, Relay Mechanism, Switch Mechanism, Switch, Relay</p>

References

-  [KASTA - Living Enhanced](#)
-  [KASTA - Living Enhanced](#)