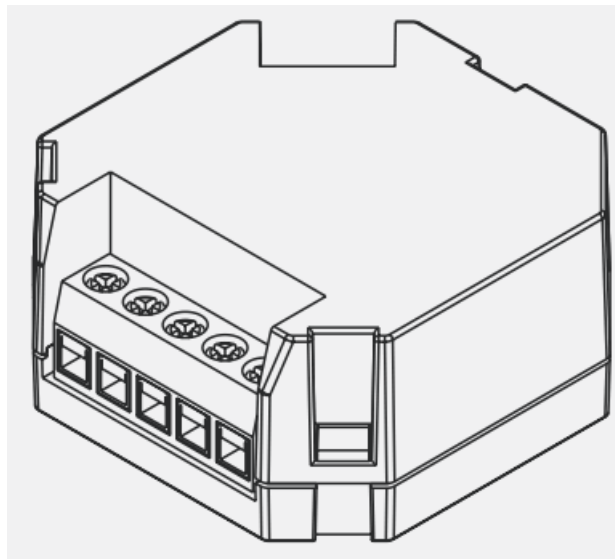




KASTA-S2400IBH Smart Switch Relay Module Installation Guide

[Home](#) » [KASTA](#) » KASTA-S2400IBH Smart Switch Relay Module Installation Guide 




Contents

- [1 APP Installation](#)
- [2 FEATURES](#)
- [3 FUNCTION SETUP](#)
- [4 TECHNICAL SPECIFICATIONS](#)
- [5 CONNECTION DIAGRAM](#)
- [6 Documents / Resources](#)
 - [6.1 References](#)
- [7 Related Posts](#)

APP Installation

Visit www.kasta.com.au or your app store to download the free KASTA app. iOS: requires iOS 9.0 or later.
Android: requires Android 4.4 or later.
Devices must support Bluetooth 4.0



Important Safety Information

- This product must be installed by a licensed electrician in accordance with all the requirements of AS/NZS 3000 (current edition) and other relevant Standards and Regulations.
- Electricity **MUST** be disconnected prior to installation. Failure to do so may result in serious injury and or loss of life.
- Indoor use only. Not suitable for damp or explosive environments.
- Complies to Australian Standards AS/NZS 60669.2.1, AS/NZS 60669.1, AS/NZS 4268, AS/NZS CISPR 15.

FEATURES

- Relay for switching a load on and off.
- Smart functions via phone/tablet with the app such as schedules, timers, scenes, and groups.
- Simple 5 wire connection-A, N, Load, T1, T2.
- Install in conjunction with an appropriately rated momentary action mechanism to T1 and T2.
- Multi-way load switching is possible using KASTA remote switches.
- Built-in thermal current overload protection.
- To prevent a reduction in Bluetooth® signal strength, install it away from metal objects.

FUNCTION SETUP

*Must be connected to a momentary action mechanism across T1/T2 terminal to perform setup.

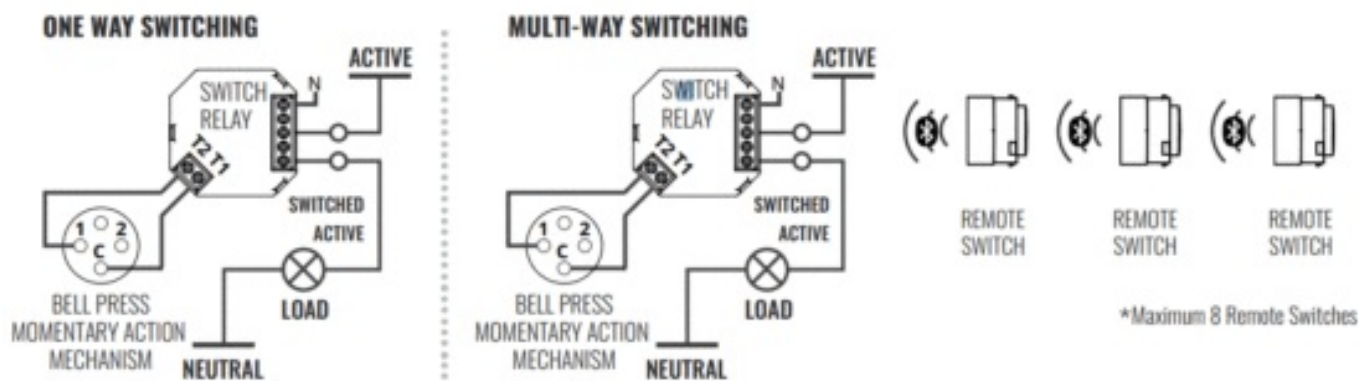
ON/OFF SWITCH	1 CLICK
Turns lights on or off. When turned ON, the lights will adjust to the previous brightness setting.	
DELAY TO OFF	3 CLICKS*
Lights automatically turn off after set time.	
FACTORY RESET	9 CLICKS
Restores all settings back to the factory.	

*If successful, light will pulse the number of times that the switch was clicked, indicating function.

TECHNICAL SPECIFICATIONS

Supply: 220-240V AC 50Hz
Operating Temp: -20°C to 40°C
LED Load Wattage: 2W – 2400W
Thermal Derating: 25°C – 40°C (2400W-1200W)
Max Switch Load and Multi Gang: 2400W I 1, 1800W I 2, 1320W I 3 (Multi Gang Derating on single switch plate)

CONNECTION DIAGRAM



ver 1.6
kasta.com.au | (02) 9168 5900

Documents / Resources

	KASTA KASTA-S2400IBH Smart Switch Relay Module [pdf] Installation Guide KASTA-S2400IBH, Smart Switch Relay Module
	KASTA KASTA-S2400IBH Smart Switch Relay Module [pdf] Instruction Manual KASTA-S2400IBH Smart Switch Relay Module, KASTA-S2400IBH, Smart Switch Relay, Smart Switch Module, Smart Switch Relay Module, Switch Relay Module, Relay Module, Smart Relay, Relay, Smart Module, Module

References

- [KASTA - Living Enhanced](#)
- [KASTA - Living Enhanced](#)