

KASTA-1BMBH-W Smart Mains Powered 1-Button Mechanism Instruction Manual

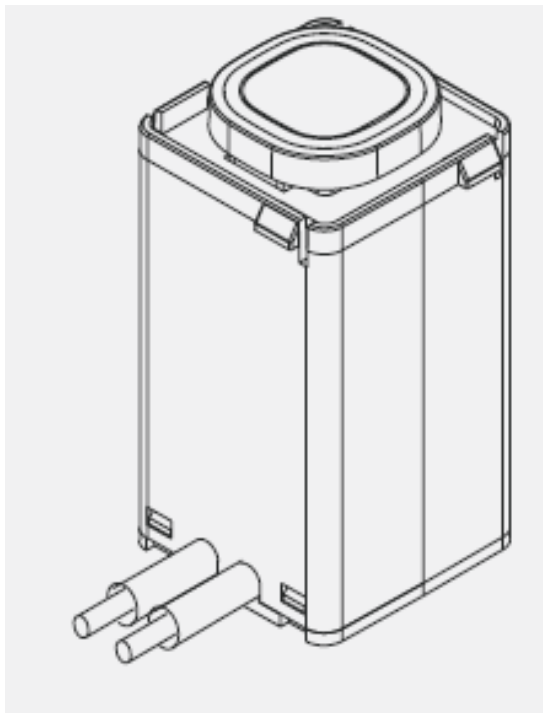
[Home](#) » [KASTA](#) » KASTA-1BMBH-W Smart Mains Powered 1-Button Mechanism Instruction Manual 

Contents

- [1 KASTA-1BMBH-W Smart Mains Powered 1-Button Mechanism](#)
- [2 FEATURES](#)
- [3 FUNCTION SETUP](#)
- [4 APP ENABLED FUNCTION](#)
- [5 TECHNICAL SPECIFICATIONS](#)
- [6 CONNECTION DIAGRAM](#)
- [7 Documents / Resources](#)
 - [7.1 References](#)
- [8 Related Posts](#)



KASTA-1BMBH-W Smart Mains Powered 1-Button Mechanism



FEATURES

- Mains-powered one-button remote switch mechanism.
- Simple 2 wire connection – A, N.
- Can be paired with KASTA dimmer and switch relay mechanisms for multi-way control (8x maximum).
- Short press for on/off control, long press for dimming control (default settings).
- Smart functions via phone/tablet with the app such as schedules, timers, scenes and groups.
- Fits most Australian Standard wall mech apertures.
- Integral blue backlight.
- To prevent a reduction in Bluetooth ® signal strength, install away from metal objects.

FUNCTION SETUP

ON/OFF SWITCH 1 CLICK

Turns lights on or off. When turned ON, lights will adjust to the previous brightness setting.

DIM UP/DOWN ONE LONG PRESS

When lights are on, long-press the button to dim up or down. Release the button to stop. Only applicable when paired with Push Button Smart Dimmer or Hidden Smart Dimmer.

FULL BRIGHTNESS 2 CLICKS

Sets lights to full brightness. Only applicable when paired with Push Button Smart Dimmer or Hidden Smart Dimmer.

DELAY TO OFF 3 CLICKS

Lights automatically turns off after set time.

SET MIN DIM LEVEL 4 CLICKS

Dim to the desired level. Click the button 4 times to store the setting. Only applicable when paired with Push Button Smart Dimmer or Hidden Smart Dimmer.

RESET MIN DIM LEVEL 5 CLICKS

Restores back to factory minimum dimming level.

PAIRING MODE 6 CLICKS

Enter pairing mode for multi-way dimming. The remote switch backlight will pulse.

FACTORY RESET 9 CLICKS

Restores all settings back to the factory.

If successful, the light and LED indicator light will pulse the number of times that the switch was clicked, indicating function.

APP ENABLED FUNCTION

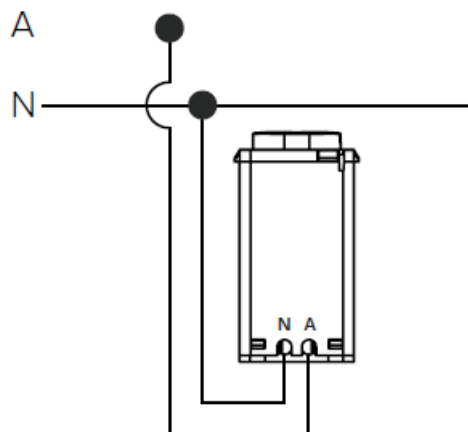
RE-TRIGGER TIMER 1 CLICK

Enable delay to on/off. The function must be programmed through app first.

TECHNICAL SPECIFICATIONS

- **Operating Temp:** -20°C to 40°C
- **Supply:** 220-240V AC 50Hz
- **Range:** Up to 30m open air

CONNECTION DIAGRAM





Documents / Resources



[KASTA KASTA-1BMBH-W Smart Mains Powered 1-Button Mechanism](#) [pdf] Instruction Manual

KASTA-1BMBH-W Smart Mains Powered 1-Button Mechanism, KASTA-1BMBH-W, Smart Mains Powered 1-Button Mechanism

References

-  [KASTA - Living Enhanced](#)
-  [KASTA - Living Enhanced](#)

Manuals+.