



# KASTA H5MSMB-WH HESPERUS Multivue Smart 5-Button Multivue Screen Instruction Manual

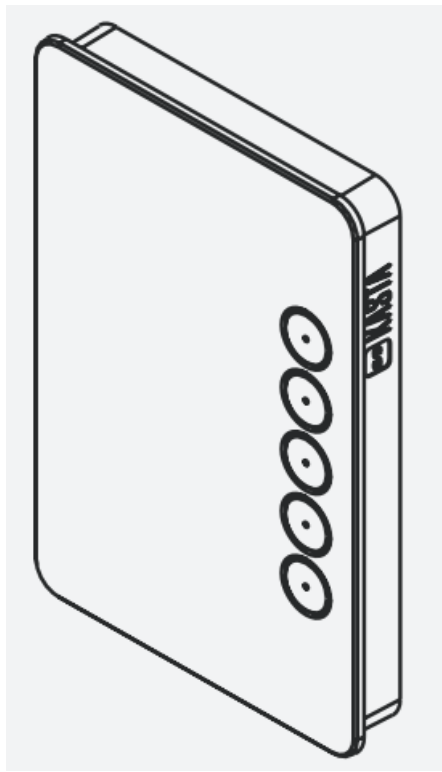
[Home](#) » [KASTA](#) » KASTA H5MSMB-WH HESPERUS Multivue Smart 5-Button Multivue Screen Instruction Manual 

## Contents

- [1 KASTA H5MSMB-WH HESPERUS Multivue Smart 5-Button Multivue Screen](#)
- [2 APP Installation](#)
- [3 Important Safety Information](#)
- [4 FEATURES](#)
- [5 FUNCTION SETUP](#)
- [6 APP ENABLED FUNCTION](#)
- [7 TECHNICAL SPECIFICATIONS](#)
- [8 CONNECTION DIAGRAM](#)
- [9 Documents / Resources](#)
  - [9.1 References](#)
- [10 Related Posts](#)

# KASTA

**KASTA H5MSMB-WH HESPERUS Multivue Smart 5-Button Multivue Screen**



## APP Installation

Visit [www.kasta.com.au](http://www.kasta.com.au) or your app store to download the free KASTA app. iOS: requires iOS 9.0 or later. Android: requires Android 4.4 or later. Devices must support Bluetooth 4.0



## Important Safety Information

- This product must be installed by a licensed electrician in accordance with all the requirements of AS/NZS 3000 (current edition) and other relevant Standards and Regulations.
- Electricity **MUST** be disconnected prior to installation. Failure to do so may result in serious injury and or loss of life.
- Indoor use only. Not suitable for damp or explosive environments.
- Complies to Australian Standards AS/NZS 60950.1:2015, AS/NZS CISPR 15.
- No user-serviceable parts inside.

## FEATURES

- Mains-powered remote switch with LCD screen.
- Simple 2 wire connection – A, N (LOOP available).
- Pairs to existing hard wired KASTA devices include Switch Relays, Dimmers, Curtain controllers and many other devices.
- Configure smart functions via the KASTA app such as timers, scenes and groups.
- Fits most Australian Standard wall mounting accessories.
- Integral tri-color backlight.
- Radar sensing backlight.
- To prevent a reduction in Bluetooth ® signal strength, install away from metal objects.

## FUNCTION SETUP

- **ON/OFF: 1 PRESS**

Turns paired device on or off. When paired with a dimmable light, light will adjust to the previous brightness level.

- **DIM UP/DOWN: ONE LONG PRESS**

When paired with a light, long press button to dim up or down.

Release button to stop.

- **FULL BRIGHTNESS: 2 PRESSES**

When paired with a light, sets light to full brightness.

- **DELAY TO OFF: 3 PRESSES\***

The paired device turns off automatically after a set time (configured in the app).

Single-click to cancel.

- **VARIABLE: 4 PRESSES\***

Refer to the paired device for functionality.

- **VARIABLE: 5 PRESSES\***

Refer to the paired device for functionality.

## APP ENABLED FUNCTION

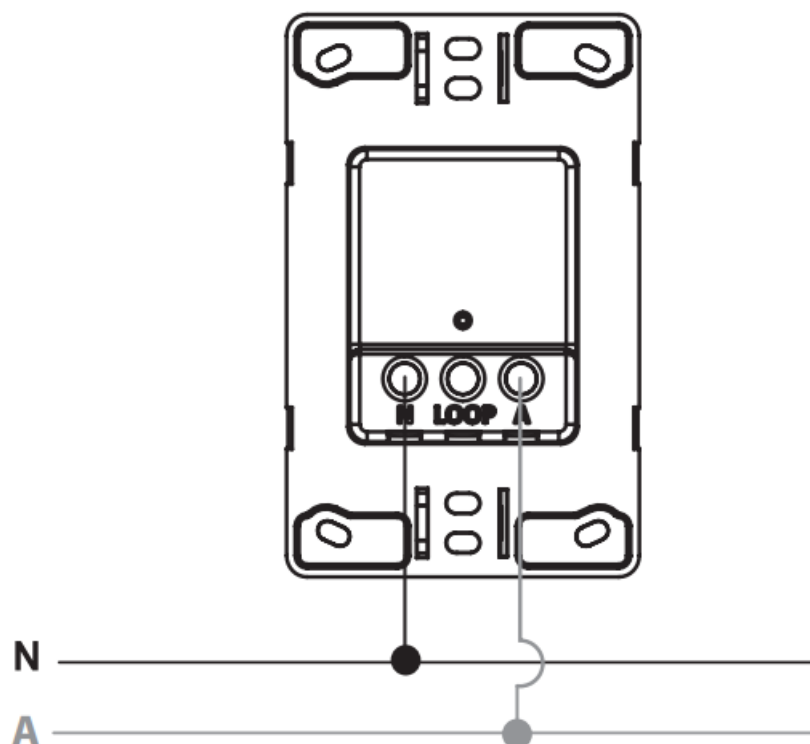
- **RETRIGGER TIMER: 1 PRESS**

Refer to the paired device for functionality.


## TECHNICAL SPECIFICATIONS

- **Operating Temp:** -20°C to 40°C
- **Supply:** 220-240V AC 50Hz

## CONNECTION DIAGRAM



## Documents / Resources

	<a href="#">KASTA H5MSMB-WH HESPERUS Multivue Smart 5-Button Multivue Screen</a> [pdf] Instruction Manual H5MSMB-WH, H5MSMB-BK, HESPERUS Multivue Smart 5-Button Multivue Screen, 5-Button Multivue Screen, Multivue Screen
---	--

## References

- [KASTA - Living Enhanced](#)
- [KASTA - Living Enhanced](#)