



## KASTA H1RSMB HESPERUS Prescene Push Smart 1-2-3-4-6 Button Remote Switch Instruction Manual

[Home](#) » [KASTA](#) » KASTA H1RSMB HESPERUS Prescene Push Smart 1-2-3-4-6 Button Remote Switch Instruction Manual 

KASTA H1RSMB HESPERUS Prescene Push Smart 1-2-3-4-6 Button Remote Switch Instruction Manual



## Contents

- [1 Important Safety Information](#)
- [2 FEATURES](#)
- [3 FUNCTION SETUP](#)
- [4 APP Installation](#)
- [5 APP ENABLED FUNCTION](#)
- [6 TECHNICAL SPECIFICATIONS](#)
- [7 CONNECTION DIAGRAM](#)
- [8 Documents / Resources](#)
  - [8.1 References](#)
- [9 Related Posts](#)

## Important Safety Information

- This product must be installed by a licensed electrician in accordance with all the requirements of AS/NZS 3000 (current edition) and other relevant Standards and Regulations.
- Electricity MUST be disconnected prior to installation. Failure to do so may result in serious injury and or loss of life.
- Indoor use only. Not suitable for damp or explosive environments.
- Complies to Australian Standards AS/NZS 60950.1:2015, AS/NZS CISPR 15.
- No user serviceable parts inside.

## FEATURES

- Mains powered capacitive touch remote switch mechanism.
- Simple 2 wire connection – A, N (LOOP available).
- Pairs to existing hard wired KASTA devices including: Switch Relays, Dimmers, Curtain controllers and many other devices.
- Configure smart functions via the KASTA app such as timers, scenes and groups.
- Fits most Australian Standard wall mounting accessories.
- Integral tri-colour backlight.
- Radar sensing backlight.
- To prevent a reduction in Bluetooth ® signal strength, install away from metal objects.


## FUNCTION SETUP

<b>ON/OFF</b>	<b>1 PRESS</b>
Turns paired device on or off. When paired with a dimmable light, light will adjust to previous brightness level	
<b>DIM UP/DOWN</b>	<b>ONE LONG PRESS</b>
When paired with a light, long press button to dim up or down. Release button to stop.	
<b>FULL BRIGHTNESS</b>	<b>ONE LONG PRESS</b>
When paired with a light, sets light to full brightness	
<b>DELAY TO OFF</b>	<b>3 PRESSES*</b>
Paired device turns off automatically after a set time (configured in the app). Single click to cancel	
<b>VARIABLE</b>	<b>4 PRESSES*</b>
Refer to the paired device for functionality	
<b>VARIABLE</b>	<b>5 PRESSES*</b>
Refer to the paired device for functionality.	
<b>BACKLIGHT</b>	<b>7 PRESSES*</b>
Enable 10% backlight brightness. 7 presses to disable	
<b>FACTORY RESET</b>	<b>9 PRESSES</b>

9 clicks of any button, restores all settings back to factory. If successful, the white LED indicator will flash once.

## APP Installation

Visit [www.kasta.com.au](http://www.kasta.com.au) or your app store to download the free KASTA app.  
iOS: requires iOS 9.0 or later. Android: requires Android 4.4 or later.  
Devices must support Bluetooth 4.0



## APP ENABLED FUNCTION

**RETRIGGER TIMER:** 1 PRESS

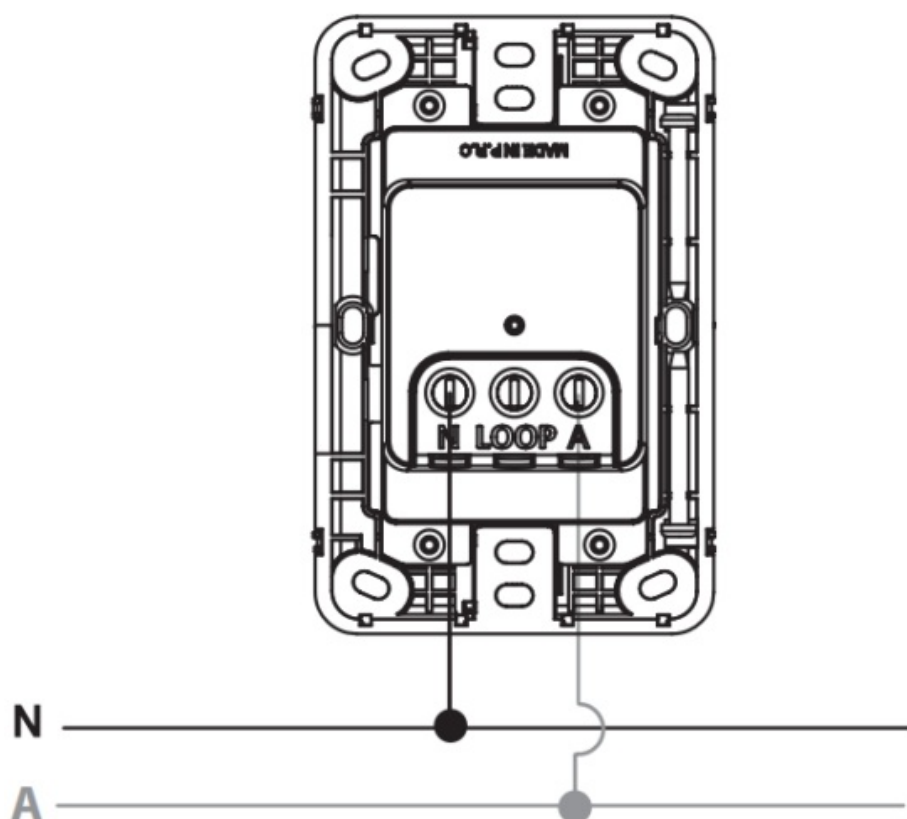
Commence timer (on/off). Function must be programmed through the KASTA app first.

## TECHNICAL SPECIFICATIONS


**Operating Temp:** -20°C to 40°C

**Supply:** 220-240V AC 50Hz



## CONNECTION DIAGRAM



Documents / Resources

	<p><a href="#">KASTA H1RSMB HESPERUS Prescene Push Smart 1-2-3-4-6 Button Remote Switch</a> [pdf]</p> <p>Instruction Manual</p> <p>H1RSMB, H2RSMB, H3RSMB, H4RSMB, H6RSMB, HESPERUS Prescene Push Smart 1-2-3-4-6 Button Remote Switch</p>
---	--

References

-  [KASTA - Living Enhanced](#)
-  [KASTA - Living Enhanced](#)