



KASTA C300IBH Smart Curtain Control Module Instruction Manual

[Home](#) » [KASTA](#) » KASTA C300IBH Smart Curtain Control Module Instruction Manual 

Contents

- [1 KASTA C300IBH Smart Curtain Control Module](#)
- [2 APP Installation](#)
- [3 Important Safety Information](#)
- [4 FEATURES](#)
- [5 FUNCTION SETUP](#)
- [6 TECHNICAL SPECIFICATIONS](#)
- [7 CONNECTION DIAGRAM](#)
- [8 Documents / Resources](#)
 - [8.1 References](#)
- [9 Related Posts](#)

KASTA


KASTA C300IBH Smart Curtain Control Module



Product Code: KASTA-C300IBH

APP Installation

Visit www.kasta.com.au or your app store to download the free KASTA app. iOS: requires iOS 9.0 or later. Android: requires Android 4.4 or later. Devices must support Bluetooth 4.0



Important Safety Information

- This product must be installed by a licensed electrician in accordance with all the requirements of AS/NZS 3000 (current edition) and other relevant Standards and Regulations.
- Electricity **MUST** be disconnected prior to installation. Failure to do so may result in serious injury and or loss of life.
- Indoor use only. Not suitable for damp or explosive environments.
- Complies to Australian Standards AS/NZS 60950.1:2015, AS/NZS CISPR 15.
- No user serviceable parts inside.

FEATURES

- Mains powered curtain control module

- Compatible with standard bidirectional 4-wire motors (2 Active, 1 Neutral, 1 Earth).
- Single phase 240AC max. or 24VDC max. power.
- Simple 7 wire connection – A, N, Com, Open, Close, S1, S2.
- Install in conjunction with an appropriately rated momentary action mechanism to S1 and S2.
- Can be paired with KASTA remote switches for either single button operation or two-button operation (8x maximum).
- Smart functions via phone/tablet with the app such as schedules, timers, scenes and groups.
- Built in overvoltage and overcurrent protection.
- To prevent a reduction in Bluetooth ® signal strength, install away from metal objects.

FUNCTION SETUP

First calibrate curtain using KASTA app.

S1 CONNECTION

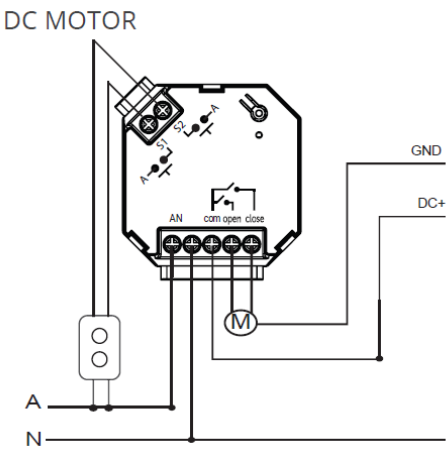
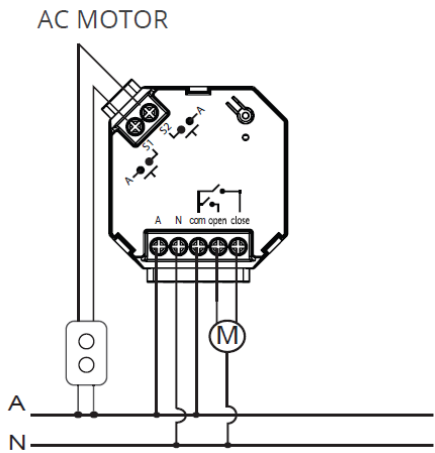
S1 CONNECTION	
ON/PAUSE	1 CLICK
Open or pause curtain.	
OPEN UNTIL RELEASED	LONG PRESS
Curtain opens until button is released.	
S2 CONNECTION	
ON/PAUSE	3 CLICKS
Close or pause curtain.	
CLOSE UNTIL RELEASED	LONG PRESS
Curtain closes until button is released.	
S1, S2 CONNECTION or RESET BUTTON	
DELAY TO OFF	3 CLICKS*
Curtain will automatically close after set time.	
PAIRING MODE	6 CLICKS
Enter pairing mode for multi-way control. Lights will pulse.	
FACTORY RESET	9 CLICKS

Restores all settings back to factory.

TECHNICAL SPECIFICATIONS

- **Operating Temp:** -20°C to 40°C
- **Supply:** 220-240V AC 50Hz

CONNECTION DIAGRAM



kasta.com.au | (02) 9168 5900

Documents / Resources

	<p>KASTA C300IBH Smart Curtain Control Module [pdf] Instruction Manual C300IBH, Smart Curtain Control Module</p>
	<p>KASTA C300IBH Smart Curtain Control Module [pdf] Instruction Manual C300IBH Smart Curtain Control Module, C300IBH, Smart Curtain Control Module, Curtain Control Module, Control Module, Module</p>

References

- [KASTA - Living Enhanced](#)
- [KASTA - Living Enhanced](#)